


Weekly Stock Market Ownership and Trading Activity Report

Market Reports

Week Ending 15 February 2018



Definitions



Weekly Stock Market Ownership and Trading Activity Report

Definitions


| Nationality | Investor Type | Description |
|-------------|---|--|
| Saudi | Individuals* | Saudi Individuals have been classified under 4 categories as defined below: |
| | - Retail | Retail investors are Saudi individuals , excluding IPIs (see below) and HNWIs . |
| | - High Net Worth Investors (HNWIs) | HNWIs are Saudi individuals who have had an average portfolio size of SAR 1m (and above) for the preceding 12 months, excluding IPIs (see below). |
| | - Individual Professional Investors (IPIs) | IPIs are Saudi individuals who have had an average portfolio size of SAR 50m (and above) for the preceding 12 months and a portfolio turnover ratio of not more than 4 times annually. |
| | - Individual DPMs | Saudi individual investment account in which the manager (Authorized Person) makes the buy/sell decisions for its client without referring to the account owner (based on to the agreed terms between them). |
| | Institutions | Saudi Institutions have been classified under 4 categories as defined below: |
| | - Corporates | Saudi company with a commercial registration permitting its investment in the stock market . |
| | - Mutual Funds | A mutual fund managed by an Authorized Person and licensed by the CMA. |
| | - Government Related Entities (GREs) | A Government entity or a supranational authority recognized by the CMA. |
| | - Institutional DPMs | Saudi institutional investment account in which the manager (Authorized Person) makes the buy/sell decisions for its client without referring to the account owner (based on to the agreed terms between them). |
| GCC | Individuals* | GCC natural person |
| | Institutions | GCC legal person with a commercial registration certificate (corporate or mutual fund), in addition to GCC government entities. |
| | GCC DPMs | GCC investment account (institutional or individual) in which the manager (Authorized Person) makes the buy/sell decisions for its client without referring to the account owner (based on to the agreed terms between them). |
| Foreign | SWAP Holders | Authorized Person with the permission to enter into SWAP agreements to transfer the economic benefits of its ownership of shares in Saudi companies listed on the Saudi Stock Exchange to its non-resident foreign clients. |
| | Foreign Residents* | Foreign investors domiciled in the Kingdom with a valid residency permit (Iqama) (excluding GCC nationals). |
| | QFIs | Qualified Foreign Institutional investors registered with the CMA in accordance with the QFI Rules, to invest in shares listed on the Saudi Stock Exchange. |
| | Foreign DPMs | Foreign resident investment account in which the manager (Authorized Person) makes the buy/sell decisions for its client without referring to the account owner (based on to the agreed terms between them). |
| | Strategic Partners | Foreign investors considered founders and partners of Saudi listed companies. |

*Nomu-Parallel
Market Individual
Investors

Individuals who fulfill any of the following:

- Conducted transactions not less than SAR 40m, and not less than 10 transaction in each quarter during last 12 months.
- Have an average portfolio size of SAR 10m for the preceding 12 months
- Hold General Securities Qualification Certificate which is recognized by the Authority.

Main Market - Value Traded & Ownership Breakdown



Weekly Report - Main Market

Value Traded (by Nationality and Investor Type)

Main Market Value Traded Breakdown - By Nationality and Investor Type

| Nationality | Investor Type | Buy | | Sell | | Net Value Traded | |
|------------------------------|---------------------------------|-----------------------|-----------------------|-----------------------|---------------------|-----------------------|-----------------------------|
| | | SAR | % of Total Buys | SAR | % of Total Sells | SAR (Buy - Sell) | Difference (% Buy - % Sell) |
| Saudi | Individuals: | | | | | | |
| | Retail | 6,195,698,203 | 39.97% | 7,725,346,451 | 49.83% | -1,529,648,247 | -9.87% |
| | HNWs | 4,908,033,393 | 31.66% | 4,946,165,714 | 31.91% | -38,132,321 | -0.25% |
| | IPs | 291,363,874 | 1.88% | 537,687,314 | 3.47% | -246,323,440 | -1.59% |
| | Individual DPMs | 110,058,959 | 0.71% | 138,998,183 | 0.90% | -28,939,224 | -0.19% |
| | Sub Total (Individuals) | 11,505,154,429 | 74.22% | 13,348,197,660 | 86.11% | -1,843,043,232 | -11.89% |
| | Institutions: | | | | | | |
| | Corporates | 1,811,886,080 | 11.69% | 599,009,024 | 3.86% | 1,212,877,056 | 7.82% |
| | Mutual Funds | 634,112,922 | 4.09% | 463,450,696 | 2.99% | 170,662,226 | 1.10% |
| | GRE's | 0 | 0.00% | 0 | 0.00% | 0 | 0.00% |
| | Institution DPMs | 139,518,440 | 0.90% | 145,429,379 | 0.94% | -5,910,939 | -0.04% |
| | Sub Total (Institutions) | 2,585,517,442 | 16.68% | 1,207,889,099 | 7.79% | 1,377,628,343 | 8.89% |
| Total Saudi Investors | 14,090,671,871 | 90.90% | 14,556,086,759 | 93.90% | -465,414,888 | -3.00% | |
| GCC | Individuals | 84,091,461 | 0.54% | 22,438,881 | 0.14% | 61,652,580 | 0.40% |
| | Institutions | 388,757,111 | 2.51% | 296,370,457 | 1.91% | 92,386,654 | 0.60% |
| | GCC DPMs | 2,434,033 | 0.02% | 862,654 | 0.01% | 1,571,379 | 0.01% |
| | Total GCC Investors | 475,282,605 | 3.07% | 319,671,992 | 2.06% | 155,610,613 | 1.00% |
| Foreign | SWAP Holders | 332,742,432 | 2.15% | 185,554,383 | 1.20% | 147,188,049 | 0.95% |
| | Foreign Residents | 210,059,742 | 1.36% | 263,359,064 | 1.70% | -53,299,323 | -0.34% |
| | QFIs | 393,209,197 | 2.54% | 175,660,940 | 1.13% | 217,548,258 | 1.40% |
| | Foreign DPMs | 6,348 | 0.00% | 33,300 | 0.00% | -26,952 | 0.00% |
| | Strategic Partners | 0 | 0.00% | 1,605,757 | 0.01% | -1,605,757 | -0.01% |
| | Total Foreign Investors | 936,017,719 | 6.04% | 626,213,444 | 4.04% | 309,804,275 | 2.00% |
| Grand Total | | 15,501,972,195 | 100.00% | 15,501,972,195 | 100.00% | | |

Weekly Report - Main Market

Value Traded (by Investor Classification)

Main Market Value Traded Breakdown - By Investor Classification

| Investor Classification | Buy | | Sell | | Net Value Traded | |
|-------------------------|-----------------------|-----------------|-----------------------|------------------|------------------|-----------------------------|
| | SAR | % of Total Buys | SAR | % of Total Sells | SAR (Buy - Sell) | Difference (% Buy - % Sell) |
| Institutional | 4,104,089,396 | 26.47% | 2,544,662,086 | 16.42% | 1,559,427,310 | 10.06% |
| Non-Institutional | 11,397,882,799 | 73.53% | 12,957,310,109 | 83.58% | -1,559,427,310 | -10.06% |
| Grand Total | 15,501,972,195 | 100.00% | 15,501,972,195 | 100.00% | | |

Definitions

Institutional:

Refers to investors with institutional behavior including GREs, Saudi Corporates, Saudi Mutual Funds, Saudi and Non-Saudi DPMs, Saudi Individual Professional Investors (IPI), SWAP Holders, Foreign Strategic Partners and Qualified Foreign Investors (QFI).

Non Institutional:

Refers to investors with non-institutional behavior including Saudi Retail Investors, Saudi High Net Worth Investors (HNWI), GCC Individuals and Foreign Residents.

Weekly Report - Main Market

Ownership Value (by Nationality and Investor Type)

Main Market Ownership Breakdown - By Nationality and Investor Type

| Nationality | Investor Type | As of 8 February 2018 | | As of 15 February 2018 | | Weekly Change | |
|--------------------------------|---------------------------------|--------------------------|--------------------------|--------------------------|-----------------------|-----------------------|-----------------|
| | | Holding Value (SAR) | Ownership (%) | Holding Value (SAR) | Ownership (%) | Δ Holding Value (SAR) | Δ Ownership (%) |
| Saudi | Individuals: | | | | | | |
| | Retail | 72,948,719,273 | 4.21% | 74,603,266,737 | 4.24% | 1,654,547,463 | 0.03% |
| | HNWIs | 137,149,982,634 | 7.91% | 138,766,637,787 | 7.88% | 1,616,655,154 | -0.02% |
| | IPIs | 253,569,243,547 | 14.62% | 256,556,745,423 | 14.58% | 2,987,501,876 | -0.04% |
| | Individual DPMs | 4,986,765,890 | 0.29% | 5,039,562,557 | 0.29% | 52,796,667 | 0.00% |
| | Sub Total (Individuals) | 468,654,711,344 | 27.02% | 474,966,212,504 | 26.99% | 6,311,501,159 | -0.03% |
| | Institutions: | | | | | | |
| | Corporates | 281,605,629,981 | 16.23% | 286,051,558,567 | 16.25% | 4,445,928,586 | 0.02% |
| | Mutual Funds | 163,122,122,904 | 9.40% | 165,147,098,292 | 9.38% | 2,024,975,388 | -0.02% |
| | GRE's | 654,961,784,841 | 37.76% | 665,097,011,485 | 37.79% | 10,135,226,645 | 0.03% |
| | Institution DPMs | 52,439,150,837 | 3.02% | 53,304,745,562 | 3.03% | 865,594,724 | 0.01% |
| | Sub Total (Institutions) | 1,152,128,688,563 | 66.42% | 1,169,600,413,906 | 66.45% | 17,471,725,343 | 0.03% |
| Total Saudi Investors | 1,620,783,399,907 | 93.44% | 1,644,566,626,410 | 93.44% | 23,783,226,503 | 0.00% | |
| GCC | Individuals | 2,913,804,784 | 0.17% | 2,981,259,553 | 0.17% | 67,454,769 | 0.00% |
| | Institutions | 32,434,721,767 | 1.87% | 32,517,788,578 | 1.85% | 83,066,811 | -0.02% |
| | GCC DPMs | 570,843,456 | 0.03% | 582,034,475 | 0.03% | 11,191,019 | 0.00% |
| | Total GCC Investors | 35,919,370,008 | 2.07% | 36,081,082,606 | 2.05% | 161,712,598 | -0.02% |
| Foreign | SWAP Holders | 10,244,638,366 | 0.59% | 10,656,738,481 | 0.61% | 412,100,116 | 0.01% |
| | Foreign Residents | 4,183,821,956 | 0.24% | 4,261,197,752 | 0.24% | 77,375,797 | 0.00% |
| | QFIs | 8,455,444,177 | 0.49% | 11,917,460,301 | 0.68% | 3,462,016,124 | 0.19% |
| | Foreign DPMs | 3,069,769,386 | 0.18% | 7,664,267 | 0.00% | -3,062,105,118 | -0.18% |
| | Strategic Partners | 51,907,367,411 | 2.99% | 52,510,203,133 | 2.98% | 602,835,723 | -0.01% |
| Total Foreign Investors | 77,861,041,294 | 4.49% | 79,353,263,935 | 4.51% | 1,492,222,641 | 0.02% | |
| Grand Total | | 1,734,563,811,209 | 100.00% | 1,760,000,972,950 | 100.00% | 25,437,161,742 | |

Weekly Report - Main Market

Ownership Value (by Investor Classification)

| Main Market Ownership Breakdown - By Investor Classification | | | | | | |
|--|--------------------------|----------------|--------------------------|----------------|-----------------------|-----------------|
| Investor Classification | As of 8 February 2018 | | As of 15 February 2018 | | Weekly Change | |
| | Holding Value (SAR) | Ownership (%) | Holding Value (SAR) | Ownership (%) | Δ Holding Value (SAR) | Δ Ownership (%) |
| Institutional | 1,517,367,482,562 | 87.48% | 1,539,388,611,121 | 87.47% | 22,021,128,559 | -0.01% |
| Non-Institutional | 217,196,328,647 | 12.52% | 220,612,361,829 | 12.53% | 3,416,033,183 | 0.01% |
| Grand Total | 1,734,563,811,209 | 100.00% | 1,760,000,972,950 | 100.00% | 25,437,161,742 | |

Definitions


Institutional:

Refers to investors with institutional behavior including GREs, Saudi Corporates, Saudi Mutual Funds, Saudi and Non-Saudi DPMs, Saudi Individual Professional Investors (IPI), SWAP Holders, Foreign Strategic Partners and Qualified Foreign Investors (QFI).

Non Institutional:

Refers to investors with non-institutional behavior including Saudi Retail Investors, Saudi High Net Worth Investors (HNWI), GCC Individuals and Foreign Residents.

Nomu-Parallel Market - Value Traded & Ownership Breakdown



Weekly Report – Nomu-Parallel Market

Value Traded (by Nationality, Investor Type, & Classification)

| Nomu-Parallel Market Value Traded Breakdown - By Nationality and Investor Type | | | | | | | |
|--|--------------------------------|-------------------|-----------------|-------------------|------------------|------------------|-----------------------------|
| Nationality | Investor Type | Buy | | Sell | | Net Value Traded | |
| | | SAR | % of Total Buys | SAR | % of Total Sells | SAR (Buy - Sell) | Difference (% Buy - % Sell) |
| Saudi | Individuals | 9,755,208 | 89.22% | 8,385,135 | 76.69% | 1,370,073 | 12.53% |
| | Corporates | 1,077,277 | 9.85% | 0 | 0.00% | 1,077,277 | 9.85% |
| | Institution | 63,200 | 0.58% | 2,496,042 | 22.83% | -2,432,842 | -22.25% |
| | Total Saudi Investors | 10,895,685 | 99.65% | 10,881,177 | 99.51% | 14,508 | 0.13% |
| GCC | Individuals | 0 | 0.00% | 0 | 0.00% | 0 | 0.00% |
| | Institutions | 0 | 0.00% | 0 | 0.00% | 0 | 0.00% |
| | Total GCC Investors | 0 | 0.00% | 0 | 0.00% | 0 | 0.00% |
| Foreign | SWAP Holders | 0 | 0.00% | 0 | 0.00% | 0 | 0.00% |
| | Foreign Residents | 38,726 | 0.35% | 53,234 | 0.49% | -14,508 | -0.13% |
| | QFIs | 0 | 0.00% | 0 | 0.00% | 0 | 0.00% |
| | Total Foreign Investors | 38,726 | 0.35% | 53,234 | 0.49% | -14,508 | -0.13% |
| Grand Total | | 10,934,411 | 100.00% | 10,934,411 | 100.00% | | |

| Nomu-Parallel Market Value Traded Breakdown - By Investor Classification | | | | | | | |
|--|-------------------|-----------------|-------------------|------------------|------------------|-----------------------------|--|
| Investor Classification | Buy | | Sell | | Net Value Traded | | |
| | SAR | % of Total Buys | SAR | % of Total Sells | SAR (Buy - Sell) | Difference (% Buy - % Sell) | |
| Institutional | 1,140,477 | 10.43% | 2,496,042 | 22.83% | -1,355,565 | -12.40% | |
| Non-Institutional | 9,793,934 | 89.57% | 8,438,369 | 77.17% | 1,355,565 | 12.40% | |
| Grand Total | 10,934,411 | 100.00% | 10,934,411 | 100.00% | | | |

Institutional:

Refers to investors with institutional behavior including Saudi Corporates and Institutions (GREs & Mutual Funds), GCC Institutions (GREs, Corporate & Mutual Funds), SWAP Holders, and Qualified Foreign Investors (QFI).

Non Institutional:

Refers to investors with non-institutional behavior including Qualified Saudi and GCC Individuals and Qualified Foreign Residents.

Weekly Report – Nomu-Parallel Market

Ownership Value (by Nationality, Investor Type, & Classification)

| Nomu-Parallel Market Ownership Breakdown - By Nationality and Investor Type | | | | | | | |
|---|--------------------------------|-----------------------|----------------|------------------------|----------------|-----------------------|-----------------|
| Nationality | Investor Type | As of 8 February 2018 | | As of 15 February 2018 | | Weekly Change | |
| | | Holding Value (SAR) | Ownership (%) | Holding Value (SAR) | Ownership (%) | Δ Holding Value (SAR) | Δ Ownership (%) |
| Saudi | Individuals | 1,908,661,750 | 88.85% | 2,000,925,865 | 89.03% | 92,264,116 | 0.17% |
| | Corporates | 118,638,360 | 5.52% | 123,809,449 | 5.51% | 5,171,089 | -0.01% |
| | Institution | 99,568,202 | 4.64% | 101,525,967 | 4.52% | 1,957,766 | -0.12% |
| | Total Saudi Investors | 2,126,868,311 | 99.01% | 2,226,261,282 | 99.05% | 99,392,971 | 0.04% |
| GCC | Individuals | 29,938 | 0.00% | 30,927 | 0.00% | 989 | 0.00% |
| | Institutions | 13,769,456 | 0.64% | 13,161,980 | 0.59% | -607,476 | -0.06% |
| | Total GCC Investors | 13,799,394 | 0.64% | 13,192,907 | 0.59% | -606,487 | -0.06% |
| Foreign | SWAP Holders | 211,018 | 0.01% | 243,220 | 0.01% | 32,202 | 0.00% |
| | Foreign Residents | 2,663,307 | 0.12% | 2,740,758 | 0.12% | 77,451 | 0.00% |
| | QFIs | 4,526,189 | 0.21% | 5,062,858 | 0.23% | 536,669 | 0.01% |
| | Total Foreign Investors | 7,400,514 | 0.34% | 8,046,836 | 0.36% | 646,322 | 0.01% |
| Grand Total | | 2,148,068,220 | 100.00% | 2,247,501,025 | 100.00% | 99,432,805 | |

| Nomu-Parallel Market Ownership Breakdown - By Investor Classification | | | | | | |
|---|-----------------------|----------------|------------------------|----------------|-----------------------|-----------------|
| Investor Classification | As of 8 February 2018 | | As of 15 February 2018 | | Weekly Change | |
| | Holding Value (SAR) | Ownership (%) | Holding Value (SAR) | Ownership (%) | Δ Holding Value (SAR) | Δ Ownership (%) |
| Institutional | 236,713,225 | 11.02% | 243,803,475 | 10.85% | 7,090,250 | -0.17% |
| Non-Institutional | 1,911,354,995 | 88.98% | 2,003,697,550 | 89.15% | 92,342,555 | 0.17% |
| Grand Total | 2,148,068,220 | 100.00% | 2,247,501,025 | 100.00% | 99,432,805 | |

Institutional:

Refers to investors with institutional behavior including Saudi Corporates and Institutions (GREs & Mutual Funds), GCC Institutions (GREs, Corporate & Mutual Funds), SWAP Holders, and Qualified Foreign Investors (QFI).

Non Institutional:

Refers to investors with non-institutional behavior including Qualified Saudi and GCC Individuals and Qualified Foreign Residents.

السوق المالية السعودية
Saudi Stock Exchange

تداول
Tadawul

Thank you

