


# Monthly Stock Market Ownership and Trading Activity Report

Market Reports

Month Ending 31 October 2016



# Definitions




# Monthly Stock Market Ownership and Trading Activity Report

## Definitions

Nationality	Investor Type	Description
Saudi	<b>Individuals</b>	<b>Saudi Individuals</b> have been classified under 4 categories as defined below:
	- Retail	<b>Retail</b> investors are Saudi individuals , excluding <b>IPIs</b> (see below) and <b>HNWIs</b> .
	- High Net Worth Investors ( <b>HNWIs</b> )	<b>HNWIs</b> are Saudi individuals who have had an average portfolio size of SAR 1m (and above) for the preceding 12 months, excluding <b>IPIs</b> (see below).
	- Individual Professional Investors ( <b>IPIs</b> )	<b>IPIs</b> are Saudi individuals who have had an average portfolio size of SAR 50m (and above) for the preceding 12 months and a portfolio turnover ratio of not more than 4 times annually.
	- Individual DPMs	Saudi individual investment account in which the manager (Authorized Person) makes the buy/sell decisions for its client without referring to the account owner (based on to the agreed terms between them).
	<b>Institutions</b>	<b>Saudi Institutions</b> have been classified under 4 categories as defined below:
	- Corporates	Saudi company with a commercial registration permitting its investment in the stock market .
	- Mutual Funds	A mutual fund managed by an Authorized Person and licensed by the CMA.
	- Government Related Entities ( <b>GREs</b> )	A Government entity or a supranational authority recognized by the CMA.
- Institutional DPMs	Saudi institutional investment account in which the manager (Authorized Person) makes the buy/sell decisions for its client without referring to the account owner (based on to the agreed terms between them).	
GCC	<b>Individuals</b>	<b>GCC natural person</b>
	Institutions	GCC legal person with a commercial registration certificate (corporate or mutual fund), in addition to GCC government entities.
	<b>GCC DPMs</b>	<b>GCC investment account (institutional or individual) in which the manager (Authorized Person) makes the buy/sell decisions for its client without referring to the account owner (based on to the agreed terms between them).</b>
Foreign	SWAP Holders	Authorized Person with the permission to enter into SWAP agreements to transfer the economic benefits of its ownership of shares in Saudi companies listed on the Saudi Stock Exchange to its non-resident foreign clients.
	<b>Foreign Residents</b>	<b>Foreign investors domiciled in the Kingdom with a valid residency permit (Iqama) (excluding GCC nationals).</b>
	QFIs	Qualified Foreign Institutional investors registered with the CMA in accordance with the QFI Rules, to invest in shares listed on the Saudi Stock Exchange.
	<b>Foreign DPMs</b>	<b>Foreign resident investment account in which the manager (Authorized Person) makes the buy/sell decisions for its client without referring to the account owner (based on to the agreed terms between them).</b>
	Strategic Partners	Foreign investors considered founders and partners of Saudi listed companies.

# Highlights



# Monthly Stock Market Ownership and Trading Activity Report


## Highlights

The total value of shares traded for the month ending 31 October 2016 amounted to SAR 65.66 billion, increasing by 57.33% over the previous month; while total stock market capitalization reached SAR 1,420.15 billion at the end of this period, increasing by 7.21% over the previous month.

- ▶ The total value of shares purchased by “Saudi Investors” during this period amounted to SAR 60.24 billion representing 91.74% of total buying activity, and sales of SAR 61.35 billion representing 93.43% of total selling activity. Total ownership of “Saudi Investors” stood at 93.51% of total market capitalization as of 31 October 2016, representing an increase of 0.06% from the previous month.
- ▶ The total value of shares purchased by “GCC Investors” during this period amounted to SAR 1.36 billion representing 2.08% of total buying activity, and sales of SAR 1.68 billion representing 2.55% of total selling activity. Total ownership of “GCC Investors” stood at 2.33% of total market capitalization as of 31 October 2016, representing a decrease of 0.07% from the previous month.
- ▶ The total value of shares purchased by “Foreign Investors” during this period amounted to SAR 4.06 billion representing 6.19% of total buying activity, and sales of SAR 2.64 billion representing 4.02% of total selling activity. Total ownership of “Foreign Investors” stood at 4.16% of total market capitalization as of 31 October 2016, representing an increase of 0.01% from the previous month.



# Stock Market Value Traded Breakdown



# Monthly Stock Market Ownership and Trading Activity Report

## Value Traded (by Nationality and Investor Type)

### Stock Market Traded Value Breakdown - By Nationality and Investor Type

Nationality	Investor Type	Buy		Sell		Net Value Traded	
		SAR	% of Total Buys	SAR	% of Total Sells	SAR (Buy - Sell)	Difference (% Buy - % Sell)
Saudi	<b>Individuals:</b>						
	Retail	26,593,107,846	40.50%	29,690,838,333	45.22%	-3,097,730,486	-4.72%
	HNWIs	19,753,279,793	30.08%	22,277,224,863	33.93%	-2,523,945,069	-3.84%
	IPIs	1,816,190,014	2.77%	2,802,408,289	4.27%	-986,218,275	-1.50%
	Individual DPMs	789,796,371	1.20%	817,471,375	1.24%	-27,675,004	-0.04%
	<b>Sub Total (Individuals)</b>	<b>48,952,374,025</b>	<b>74.55%</b>	<b>55,587,942,859</b>	<b>84.65%</b>	<b>-6,635,568,834</b>	<b>-10.11%</b>
	<b>Institutions:</b>						
	Corporates	3,578,552,344	5.45%	1,881,889,017	2.87%	1,696,663,327	2.58%
	Mutual Funds	5,112,747,538	7.79%	2,121,497,368	3.23%	2,991,250,170	4.56%
	GRE's	791,201,237	1.20%	46,612,770	0.07%	744,588,466	1.13%
	Institution DPMs	1,803,001,560	2.75%	1,712,219,039	2.61%	90,782,521	0.14%
	<b>Sub Total (Institutions)</b>	<b>11,285,502,679</b>	<b>17.19%</b>	<b>5,762,218,195</b>	<b>8.78%</b>	<b>5,523,284,484</b>	<b>8.41%</b>
<b>Total Saudi Investors</b>	<b>60,237,876,704</b>	<b>91.74%</b>	<b>61,350,161,054</b>	<b>93.43%</b>	<b>-1,112,284,350</b>	<b>-1.69%</b>	
GCC	Individuals	180,200,319	0.27%	211,427,310	0.32%	-31,226,991	-0.05%
	Institutions	1,167,096,836	1.78%	1,451,094,075	2.21%	-283,997,239	-0.43%
	GCC DPMs	16,078,425	0.02%	14,029,555	0.02%	2,048,870	0.00%
	<b>Total GCC Investors</b>	<b>1,363,375,580</b>	<b>2.08%</b>	<b>1,676,550,940</b>	<b>2.55%</b>	<b>-313,175,359</b>	<b>-0.48%</b>
Foreign	SWAP Holders	2,995,447,046	4.56%	1,283,959,823	1.96%	1,711,487,224	2.61%
	Foreign Residents	983,194,859	1.50%	1,160,395,933	1.77%	-177,201,074	-0.27%
	QFIs	83,733,163	0.13%	192,791,315	0.29%	-109,058,152	-0.17%
	Foreign DPMs	702,119	0.00%	470,406	0.00%	231,713	0.00%
	Strategic Partners	0	0.00%	0	0.00%	0	0.00%
	<b>Total Foreign Investors</b>	<b>4,063,077,187</b>	<b>6.19%</b>	<b>2,637,617,477</b>	<b>4.02%</b>	<b>1,425,459,710</b>	<b>2.17%</b>
<b>Grand Total</b>		<b>65,664,329,471</b>	<b>100.00%</b>	<b>65,664,329,471</b>	<b>100.00%</b>		

# Monthly Stock Market Ownership and Trading Activity Report

## Value Traded (by Investor Classification)

### Stock Market Traded Value Breakdown - By Investor Classification

Investor Classification	Buy		Sell		Net Value Traded	
	SAR	% of Total Buys	SAR	% of Total Sells	SAR (Buy - Sell)	Difference (% Buy - % Sell)
Institutional	18,154,546,653	27.65%	12,324,443,033	18.77%	5,830,103,620	8.88%
Non-Institutional	47,509,782,817	72.35%	53,339,886,438	81.23%	-5,830,103,620	-8.88%
<b>Grand Total</b>	<b>65,664,329,471</b>	<b>100.00%</b>	<b>65,664,329,471</b>	<b>100.00%</b>		

## Definitions

### **Institutional:**

Refers to investors with institutional behavior including GREs, Saudi Corporates, Saudi Mutual Funds, Saudi and Non-Saudi DPMs, Saudi Individual Professional Investors (IPI), SWAP Holders, Foreign Strategic Partners and Qualified Foreign Investors (QFI).

### **Non Institutional:**

Refers to investors with non-institutional behavior including Saudi Retail Investors, Saudi High Net Worth Investors (HNWI), GCC Individuals and Foreign Residents.



# Stock Market Ownership Breakdown



# Monthly Stock Market Ownership and Trading Activity Report

## Ownership Value (by Nationality and Investor Type)

### Stock Market Ownership Breakdown - By Nationality and Investor Type

Nationality	Investor Type	As of 29 September 2016		As of 31 October 2016		Monthly Change	
		Holding Value (SAR)	Ownership (%)	Holding Value (SAR)	Ownership (%)	Δ Holding Value (SAR)	Δ Ownership (%)
Saudi	<b>Individuals:</b>						
	Retail	62,229,837,051	4.70%	65,196,529,041	4.59%	2,966,691,990	-0.11%
	HNWIs	112,222,962,605	8.47%	116,451,261,266	8.20%	4,228,298,660	-0.27%
	IPIs	219,247,030,966	16.55%	232,598,692,496	16.38%	13,351,661,529	-0.17%
	Individual DPMs	4,026,787,147	0.30%	4,223,109,676	0.30%	196,322,529	-0.01%
	<b>Sub Total (Individuals)</b>	<b>397,726,617,770</b>	<b>30.02%</b>	<b>418,469,592,479</b>	<b>29.47%</b>	<b>20,742,974,709</b>	<b>-0.56%</b>
	<b>Institutions:</b>						
	Corporates	231,926,169,273	17.51%	245,961,592,800	17.32%	14,035,423,527	-0.19%
	Mutual Funds	40,030,764,016	3.02%	45,885,077,019	3.23%	5,854,313,003	0.21%
	GRE's	531,138,391,846	40.10%	578,037,920,161	40.70%	46,899,528,315	0.61%
	Institution DPMs	37,087,313,191	2.80%	39,701,006,440	2.80%	2,613,693,249	0.00%
	<b>Sub Total (Institutions)</b>	<b>840,182,638,327</b>	<b>63.43%</b>	<b>909,585,596,420</b>	<b>64.05%</b>	<b>69,402,958,093</b>	<b>0.62%</b>
<b>Total Saudi Investors</b>	<b>1,237,909,256,097</b>	<b>93.45%</b>	<b>1,328,055,188,899</b>	<b>93.51%</b>	<b>90,145,932,802</b>	<b>0.06%</b>	
GCC	Individuals	2,556,147,138	0.19%	2,674,795,892	0.19%	118,648,753	0.00%
	Institutions	28,656,517,848	2.16%	29,790,229,306	2.10%	1,133,711,458	-0.07%
	GCC DPMs	548,745,759	0.04%	600,939,096	0.04%	52,193,337	0.00%
	<b>Total GCC Investors</b>	<b>31,761,410,745</b>	<b>2.40%</b>	<b>33,065,964,293</b>	<b>2.33%</b>	<b>1,304,553,548</b>	<b>-0.07%</b>
Foreign	SWAP Holders	12,339,076,719	0.93%	14,849,053,223	1.05%	2,509,976,504	0.11%
	Foreign Residents	3,704,779,780	0.28%	3,919,081,990	0.28%	214,302,209	0.00%
	QFIs	1,112,535,494	0.08%	1,290,156,783	0.09%	177,621,289	0.01%
	Foreign DPMs	10,348,591	0.00%	11,674,713	0.00%	1,326,122	0.00%
	Strategic Partners	37,815,162,500	2.85%	38,962,226,574	2.74%	1,147,064,074	-0.11%
	<b>Total Foreign Investors</b>	<b>54,981,903,084</b>	<b>4.15%</b>	<b>59,032,193,282</b>	<b>4.16%</b>	<b>4,050,290,198</b>	<b>0.01%</b>
<b>Grand Total</b>		<b>1,324,652,569,926</b>	<b>100.00%</b>	<b>1,420,153,346,475</b>	<b>100.00%</b>	<b>95,500,776,548</b>	

# Monthly Stock Market Ownership and Trading Activity Report

## Ownership Value (by Investor Classification)

### Stock Market Ownership Breakdown - By Investor Classification

Investor Classification	As of 29 September 2016		As of 31 October 2016		Monthly Change	
	Holding Value (SAR)	Ownership (%)	Holding Value (SAR)	Ownership (%)	Δ Holding Value (SAR)	Δ Ownership (%)
<b>Institutional</b>	1,143,938,843,351	86.36%	1,231,911,678,286	86.74%	87,972,834,936	0.39%
<b>Non-Institutional</b>	180,713,726,575	13.64%	188,241,668,188	13.26%	7,527,941,613	-0.39%
<b>Grand Total</b>	<b>1,324,652,569,926</b>	<b>100.00%</b>	<b>1,420,153,346,475</b>	<b>100.00%</b>	<b>95,500,776,548</b>	

## Definitions

### **Institutional:**

Refers to investors with institutional behavior including GREs, Saudi Corporates, Saudi Mutual Funds, Saudi and Non-Saudi DPMs, Saudi Individual Professional Investors (IPI), SWAP Holders, Foreign Strategic Partners and Qualified Foreign Investors (QFI).

### **Non Institutional:**

Refers to investors with non-institutional behavior including Saudi Retail Investors, Saudi High Net Worth Investors (HNWI), GCC Individuals and Foreign Residents.

السوق المالية السعودية  
Saudi Stock Exchange

تداول  
Tadawul

# Thank you

