

Monthly Stock Market Ownership and Trading Activity Report

Market Reports

Month Ending 28 June 2018



Definitions



Monthly Stock Market Ownership and Trading Activity Report

Definitions


Nationality	Investor Type	Description
Saudi	Individuals*	Saudi Individuals have been classified under 4 categories as defined below:
	- Retail	Retail investors are Saudi individuals , excluding IPIs (see below) and HNWIs .
	- High Net Worth Investors (HNWIs)	HNWIs are Saudi individuals who have had an average portfolio size of SAR 1m (and above) for the preceding 12 months, excluding IPIs (see below).
	- Individual Professional Investors (IPIs)	IPIs are Saudi individuals who have had an average portfolio size of SAR 50m (and above) for the preceding 12 months and a portfolio turnover ratio of not more than 4 times annually.
	- Individual DPMs	Saudi individual investment account in which the manager (Authorized Person) makes the buy/sell decisions for its client without referring to the account owner (based on to the agreed terms between them).
	Institutions	Saudi Institutions have been classified under 4 categories as defined below:
	- Corporates	Saudi company with a commercial registration permitting its investment in the stock market .
	- Mutual Funds	A mutual fund managed by an Authorized Person and licensed by the CMA.
- Government Related Entities (GREs)	A Government entity or a supranational authority recognized by the CMA.	
- Institutional DPMs	Saudi institutional investment account in which the manager (Authorized Person) makes the buy/sell decisions for its client without referring to the account owner (based on to the agreed terms between them).	
GCC	Individuals*	GCC natural person
	Institutions	GCC legal person with a commercial registration certificate (corporate or mutual fund), in addition to GCC government entities.
	GCC DPMs	GCC investment account (institutional or individual) in which the manager (Authorized Person) makes the buy/sell decisions for its client without referring to the account owner (based on to the agreed terms between them).
Foreign	SWAP Holders	Authorized Person with the permission to enter into SWAP agreements to transfer the economic benefits of its ownership of shares in Saudi companies listed on the Saudi Stock Exchange to its non-resident foreign clients.
	Foreign Residents*	Foreign investors domiciled in the Kingdom with a valid residency permit (Iqama) (excluding GCC nationals).
	QFIs	Qualified Foreign Institutional investors registered with the CMA in accordance with the QFI Rules, to invest in shares listed on the Saudi Stock Exchange.
	Foreign DPMs	Foreign resident investment account in which the manager (Authorized Person) makes the buy/sell decisions for its client without referring to the account owner (based on to the agreed terms between them).
	Strategic Partners	Foreign investors considered founders and partners of Saudi listed companies.

*Nomu-Parallel
Market Individual
Investors

Individuals who fulfill any of the following:

- Conducted transactions not less than SAR 40m, and not less than 10 transaction in each quarter during last 12 months.
- Have an average portfolio size of SAR 10m for the preceding 12 months
- Hold General Securities Qualification Certificate which is recognized by the Authority.

Main Market - Highlights




The total value of shares traded for the month ending 28 June 2018 amounted to SAR 46.43 billion, decreasing by 44.67% over the previous month; while total stock market capitalization reached SAR 1,982.31 billion at the end of this period, increasing by 1.26% over the previous month.

- ▶ The total value of shares purchased by “Saudi Investors” during this period amounted to SAR 40.41 billion representing 87.05% of total buying activity, and sales of SAR 40.37 billion representing 86.96% of total selling activity. Total ownership of “Saudi Investors” stood at 92.94% of total market capitalization as of 28 June 2018, representing a decrease of 0.07% from the previous month.
- ▶ The total value of shares purchased by “GCC Investors” during this period amounted to SAR 1.493 billion representing 3.22% of total buying activity, and sales of SAR 1.430 billion representing 3.08% of total selling activity. Total ownership of “GCC Investors” stood at 2.07% of total market capitalization as of 28 June 2018, representing a decrease of 0.01% from the previous month.
- ▶ The total value of shares purchased by “Foreign Investors” during this period amounted to SAR 4.5 billion representing 9.74% of total buying activity, and sales of SAR 4.6 billion representing 9.96% of total selling activity. Total ownership of “Foreign Investors” stood at 4.99% of total market capitalization as of 28 June 2018, representing an increase of 0.08% from the previous month.



Main Market - Value Traded & Ownership Breakdown



Monthly Report - Main Market

Value Traded (by Nationality and Investor Type)

Main Market Value Traded Breakdown - By Nationality and Investor Type							
Nationality	Investor Type	Buy		Sell		Net Value Traded	
		SAR	% of Total Buys	SAR	% of Total Sells	SAR (Buy - Sell)	Difference (% Buy - % Sell)
Saudi	Individuals:						
	Retail	15,466,811,953	33.31%	19,369,327,516	41.72%	-3,902,515,563	-8.41%
	HNWIs	14,526,855,594	31.29%	14,205,176,268	30.60%	321,679,326	0.69%
	IPIs	1,391,660,177	3.00%	2,271,962,366	4.89%	-880,302,189	-1.90%
	Individual DPMs	469,651,247	1.01%	612,231,874	1.32%	-142,580,627	-0.31%
	Sub Total (Individuals)	31,854,978,971	68.61%	36,458,698,024	78.53%	-4,603,719,053	-9.92%
	Institutions:						
	Corporates	5,943,346,646	12.80%	1,835,647,128	3.95%	4,107,699,517	8.85%
	Mutual Funds	1,799,160,888	3.88%	1,339,984,197	2.89%	459,176,691	0.99%
	GRE's	0	0.00%	18,080	0.00%	-18,080	0.00%
	Institution DPMs	816,002,757	1.76%	739,995,751	1.59%	76,007,006	0.16%
	Sub Total (Institutions)	8,558,510,291	18.43%	3,915,645,156	8.43%	4,642,865,134	10.00%
Total Saudi Investors	40,413,489,262	87.05%	40,374,343,180	86.96%	39,146,082	0.08%	
GCC	Individuals	146,705,712	0.32%	154,311,076	0.33%	-7,605,364	-0.02%
	Institutions	1,343,910,194	2.89%	1,273,559,477	2.74%	70,350,716	0.15%
	GCC DPMs	2,867,289	0.01%	1,979,277	0.00%	888,013	0.00%
	Total GCC Investors	1,493,483,195	3.22%	1,429,849,830	3.08%	63,633,365	0.14%
Foreign	SWAP Holders	1,815,817,069	3.91%	1,797,684,729	3.87%	18,132,340	0.04%
	Foreign Residents	506,717,428	1.09%	761,557,354	1.64%	-254,839,927	-0.55%
	QFIs	2,198,372,103	4.74%	2,057,923,432	4.43%	140,448,671	0.30%
	Foreign DPMs	0	0.00%	1,234,659	0.00%	-1,234,659	0.00%
	Strategic Partners	0	0.00%	5,285,873	0.01%	-5,285,873	-0.01%
	Total Foreign Investors	4,520,906,600	9.74%	4,623,686,047	9.96%	-102,779,447	-0.22%
Grand Total		46,427,879,057	100.00%	46,427,879,057	100.00%		

Monthly Report - Main Market

Value Traded (by Investor Classification)

Main Market Value Traded Breakdown - By Investor Classification

Investor Classification	Buy		Sell		Net Value Traded	
	SAR	% of Total Buys	SAR	% of Total Sells	SAR (Buy - Sell)	Difference (% Buy - % Sell)
Institutional	15,780,788,370	33.99%	11,937,506,843	25.71%	3,843,281,527	8.28%
Non-Institutional	30,647,090,687	66.01%	34,490,372,214	74.29%	-3,843,281,527	-8.28%
Grand Total	46,427,879,057	100.00%	46,427,879,057	100.00%		

Definitions

Institutional:

Refers to investors with institutional behavior including GREs, Saudi Corporates, Saudi Mutual Funds, Saudi and Non-Saudi DPMs, Saudi Individual Professional Investors (IPI), SWAP Holders, Foreign Strategic Partners and Qualified Foreign Investors (QFI).

Non Institutional:

Refers to investors with non-institutional behavior including Saudi Retail Investors, Saudi High Net Worth Investors (HNWI), GCC Individuals and Foreign Residents.

Monthly Report - Main Market

Ownership Value (by Nationality and Investor Type)

Main Market Ownership Breakdown - By Nationality and Investor Type

Nationality	Investor Type	As of 31 May 2018		As of 28 June 2018		Monthly Change		
		Holding Value (SAR)	Ownership (%)	Holding Value (SAR)	Ownership (%)	Δ Holding Value (SAR)	Δ Ownership (%)	
Saudi	Individuals:							
	Retail	77,453,701,028	3.96%	78,109,099,214	3.94%	655,398,186	-0.02%	
	HNWIs	154,049,897,874	7.87%	158,283,058,802	7.98%	4,233,160,928	0.12%	
	IPIs	266,333,184,048	13.61%	271,732,982,488	13.71%	5,399,798,441	0.10%	
	Individual DPMs	5,115,969,571	0.26%	4,926,835,323	0.25%	-189,134,248	-0.01%	
	Sub Total (Individuals)	502,952,752,520	25.69%	513,051,975,828	25.88%	10,099,223,307	0.19%	
	Institutions:							
	Corporates	297,045,670,977	15.17%	304,726,947,914	15.37%	7,681,276,938	0.20%	
	Mutual Funds	179,871,189,612	9.19%	179,205,268,287	9.04%	-665,921,325	-0.15%	
	GRE's	780,692,977,319	39.88%	779,872,465,113	39.34%	-820,512,206	-0.54%	
	Institution DPMs	60,163,695,635	3.07%	65,497,336,912	3.30%	5,333,641,277	0.23%	
Sub Total (Institutions)	1,317,773,533,543	67.32%	1,329,302,018,226	67.06%	11,528,484,683	-0.26%		
Total Saudi Investors	1,820,726,286,063	93.01%	1,842,353,994,054	92.94%	21,627,707,991	-0.07%		
GCC	Individuals	3,240,383,222	0.17%	3,230,274,347	0.16%	-10,108,875	0.00%	
	Institutions	36,816,237,285	1.88%	37,071,632,877	1.87%	255,395,592	-0.01%	
	GCC DPMs	674,470,914	0.03%	681,687,048	0.03%	7,216,134	0.00%	
	Total GCC Investors	40,731,091,420	2.08%	40,983,594,272	2.07%	252,502,851	-0.01%	
Foreign	SWAP Holders	15,896,972,360	0.81%	16,516,788,940	0.83%	619,816,580	0.02%	
	Foreign Residents	4,134,436,945	0.21%	4,205,414,298	0.21%	70,977,353	0.00%	
	QFIs	18,129,715,976	0.93%	18,843,440,750	0.95%	713,724,774	0.02%	
	Foreign DPMs	8,838,233	0.00%	8,653,052	0.00%	-185,181	0.00%	
	Strategic Partners	57,961,327,098	2.96%	59,400,566,846	3.00%	1,439,239,748	0.04%	
	Total Foreign Investors	96,131,290,612	4.91%	98,974,863,887	4.99%	2,843,573,274	0.08%	
Grand Total		1,957,588,668,096	100.00%	1,982,312,452,212	100.00%	24,723,784,116		

Monthly Report - Main Market

Ownership Value (by Investor Classification)

Main Market Ownership Breakdown - By Investor Classification

Investor Classification	As of 31 May 2018		As of 28 June 2018		Monthly Change	
	Holding Value (SAR)	Ownership (%)	Holding Value (SAR)	Ownership (%)	Δ Holding Value (SAR)	Δ Ownership (%)
Institutional	1,718,710,249,027	87.80%	1,738,484,605,550	87.70%	19,774,356,523	-0.10%
Non-Institutional	238,878,419,069	12.20%	243,827,846,662	12.30%	4,949,427,593	0.10%
Grand Total	1,957,588,668,096	100.00%	1,982,312,452,212	100.00%	24,723,784,116	

Definitions


Institutional:

Refers to investors with institutional behavior including GREs, Saudi Corporates, Saudi Mutual Funds, Saudi and Non-Saudi DPMs, Saudi Individual Professional Investors (IPI), SWAP Holders, Foreign Strategic Partners and Qualified Foreign Investors (QFI).

Non Institutional:

Refers to investors with non-institutional behavior including Saudi Retail Investors, Saudi High Net Worth Investors (HNWI), GCC Individuals and Foreign Residents.

Nomu-Parallel Market - Highlights




The total value of shares traded for the month ending 28 June 2018 amounted to SAR 27.39 million, decreasing by 22.36% over the previous month; while total stock market capitalization reached SAR 2,417.68 million at the end of this period, decreasing by 1.97% over the previous month.



- ▶ The total value of shares purchased by “Saudi Investors” during this period amounted to SAR 26.51 million representing 96.80% of total buying activity, and sales of SAR 27.27 million representing 99.56% of total selling activity. Total ownership of “Saudi Investors” stood at 99.09% of total market capitalization as of 28 June 2018, representing a decrease of 0.05% from the previous month.
- ▶ The total value of shares purchased by “GCC Investors” during this period amounted to SAR 0.18 million representing 0.64% of total buying activity, and sales of SAR 0.00 million representing 0.00% of total selling activity. Total ownership of “GCC Investors” stood at 0.58% of total market capitalization as of 28 June 2018, representing an increase of 0.05% from the previous month.
- ▶ The total value of shares purchased by “Foreign Investors” during this period amounted to SAR 0.70 million representing 2.56% of total buying activity, and sales of SAR 0.12 million representing 0.44% of total selling activity. Total ownership of “Foreign Investors” stood at 0.33% of total market capitalization as of 28 June 2018 representing a decrease of 0.004% from the previous month.

Nomu-Parallel Market - Value Traded & Ownership Breakdown



Monthly Report – Nomu-Parallel Market

Value Traded (by Nationality, Investor Type, & Classification)

Nomu-Parallel Market Value Traded Breakdown - By Nationality and Investor Type							
Nationality	Investor Type	Buy		Sell		Net Value Traded	
		SAR	% of Total Buys	SAR	% of Total Sells	SAR (Buy - Sell)	Difference (% Buy - % Sell)
Saudi	Individuals	24,963,555	91.15%	21,915,053	80.01%	3,048,501	11.13%
	Corporates	1,486,663	5.43%	52,684	0.19%	1,433,979	5.24%
	Institution	61,549	0.22%	5,301,268	19.36%	-5,239,719	-19.13%
	Total Saudi Investors	26,511,767	96.80%	27,269,006	99.56%	-757,239	-2.76%
GCC	Individuals	0	0.00%	0	0.00%	0	0.00%
	Institutions	175,472	0.64%	0	0.00%	175,472	0.64%
	Total GCC Investors	175,472	0.64%	0	0.00%	175,472	0.64%
Foreign	SWAP Holders	0	0.00%	54	0.00%	-54	0.00%
	Foreign Residents	167,521	0.61%	119,700	0.44%	47,821	0.17%
	QFIs	534,000	1.95%	0	0.00%	534,000	1.95%
	Total Foreign Investors	701,521	2.56%	119,754	0.44%	581,767	2.12%
Grand Total		27,388,760	100.00%	27,388,760	100.00%		

Nomu-Parallel Market Value Traded Breakdown - By Investor Classification						
Investor Classification	Buy		Sell		Net Value Traded	
	SAR	% of Total Buys	SAR	% of Total Sells	SAR (Buy - Sell)	Difference (% Buy - % Sell)
Institutional	2,257,684	8.24%	5,354,007	19.55%	-3,096,323	-11.31%
Non-Institutional	25,131,076	91.76%	22,034,753	80.45%	3,096,323	11.31%
Grand Total	27,388,760	100.00%	27,388,760	100.00%		

Institutional:

Refers to investors with institutional behavior including Saudi Corporates and Institutions (GREs & Mutual Funds), GCC Institutions (GREs, Corporate & Mutual Funds), SWAP Holders, and Qualified Foreign Investors (QFI).

Non Institutional:

Refers to investors with non-institutional behavior including Qualified Saudi and GCC Individuals and Qualified Foreign Residents.

Monthly Report – Nomu-Parallel Market

Ownership Value (by Nationality, Investor Type, & Classification)

Nomu-Parallel Market Ownership Breakdown - By Nationality and Investor Type							
Nationality	Investor Type	As of 31 May 2018		As of 28 June 2018		Monthly Change	
		Holding Value (SAR)	Ownership (%)	Holding Value (SAR)	Ownership (%)	Δ Holding Value (SAR)	Δ Ownership (%)
Saudi	Individuals	2,235,763,745	90.65%	2,193,143,478	90.71%	-42,620,267	0.06%
	Corporates	116,650,710	4.73%	114,579,619	4.74%	-2,071,091	0.01%
	Institution	92,476,486	3.75%	87,919,127	3.64%	-4,557,359	-0.11%
	Total Saudi Investors	2,444,890,941	99.13%	2,395,642,224	99.09%	-49,248,718	-0.05%
GCC	Individuals	27,885	0.00%	28,848	0.00%	963	0.00%
	Institutions	13,043,505	0.53%	13,964,394	0.58%	920,889	0.05%
	Total GCC Investors	13,071,390	0.53%	13,993,242	0.58%	921,852	0.05%
Foreign	SWAP Holders	901,082	0.04%	848,736	0.04%	-52,346	0.00%
	Foreign Residents	2,473,030	0.10%	2,251,814	0.09%	-221,217	-0.01%
	QFIs	4,923,032	0.20%	4,947,985	0.20%	24,953	0.01%
	Total Foreign Investors	8,297,144	0.34%	8,048,534	0.33%	-248,609	0.00%
Grand Total		2,466,259,475	100.00%	2,417,684,000	100.00%	-48,575,475	

Nomu-Parallel Market Ownership Breakdown - By Investor Classification						
Investor Classification	As of 31 May 2018		As of 28 June 2018		Monthly Change	
	Holding Value (SAR)	Ownership (%)	Holding Value (SAR)	Ownership (%)	Δ Holding Value (SAR)	Δ Ownership (%)
Institutional	227,994,815	9.24%	222,259,860	9.19%	-5,734,954	-0.05%
Non-Institutional	2,238,264,660	90.76%	2,195,424,140	90.81%	-42,840,521	0.05%
Grand Total	2,466,259,475	100.00%	2,417,684,000	100.00%	-48,575,475	

Institutional:

Refers to investors with institutional behavior including Saudi Corporates and Institutions (GREs & Mutual Funds), GCC Institutions (GREs, Corporate & Mutual Funds), SWAP Holders, and Qualified Foreign Investors (QFI).

Non Institutional:

Refers to investors with non-institutional behavior including Qualified Saudi and GCC Individuals and Qualified Foreign Residents.

السوق المالية السعودية
Saudi Stock Exchange

تداول
Tadawul

Thank you

