


Monthly Stock Market Ownership and Trading Activity Report

Market Reports

Month Ending 31 July 2018



Definitions



Monthly Stock Market Ownership and Trading Activity Report

Definitions


Nationality	Investor Type	Description
Saudi	Individuals*	Saudi Individuals have been classified under 4 categories as defined below:
	- Retail	Retail investors are Saudi individuals , excluding IPIs (see below) and HNWIs .
	- High Net Worth Investors (HNWIs)	HNWIs are Saudi individuals who have had an average portfolio size of SAR 1m (and above) for the preceding 12 months, excluding IPIs (see below).
	- Individual Professional Investors (IPIs)	IPIs are Saudi individuals who have had an average portfolio size of SAR 50m (and above) for the preceding 12 months and a portfolio turnover ratio of not more than 4 times annually.
	- Individual DPMs	Saudi individual investment account in which the manager (Authorized Person) makes the buy/sell decisions for its client without referring to the account owner (based on to the agreed terms between them).
	Institutions	Saudi Institutions have been classified under 4 categories as defined below:
	- Corporates	Saudi company with a commercial registration permitting its investment in the stock market .
	- Mutual Funds	A mutual fund managed by an Authorized Person and licensed by the CMA.
- Government Related Entities (GREs)	A Government entity or a supranational authority recognized by the CMA.	
- Institutional DPMs	Saudi institutional investment account in which the manager (Authorized Person) makes the buy/sell decisions for its client without referring to the account owner (based on to the agreed terms between them).	
GCC	Individuals*	GCC natural person
	Institutions	GCC legal person with a commercial registration certificate (corporate or mutual fund), in addition to GCC government entities.
	GCC DPMs	GCC investment account (institutional or individual) in which the manager (Authorized Person) makes the buy/sell decisions for its client without referring to the account owner (based on to the agreed terms between them).
Foreign	SWAP Holders	Authorized Person with the permission to enter into SWAP agreements to transfer the economic benefits of its ownership of shares in Saudi companies listed on the Saudi Stock Exchange to its non-resident foreign clients.
	Foreign Residents*	Foreign investors domiciled in the Kingdom with a valid residency permit (Iqama) (excluding GCC nationals).
	QFIs	Qualified Foreign Institutional investors registered with the CMA in accordance with the QFI Rules, to invest in shares listed on the Saudi Stock Exchange.
	Foreign DPMs	Foreign resident investment account in which the manager (Authorized Person) makes the buy/sell decisions for its client without referring to the account owner (based on to the agreed terms between them).
	Strategic Partners	Foreign investors considered founders and partners of Saudi listed companies.

*Nomu-Parallel
Market Individual
Investors

Individuals who fulfill any of the following:

- Conducted transactions not less than SAR 40m, and not less than 10 transaction in each quarter during last 12 months.
- Have an average portfolio size of SAR 10m for the preceding 12 months
- Hold General Securities Qualification Certificate which is recognized by the Authority.

Main Market - Highlights




The total value of shares traded for the month ending 31 July 2018 amounted to SAR 73.21 billion, increasing by 57.69% over the previous month; while total stock market capitalization reached SAR 1,970.62 billion at the end of this period, decreasing by 0.59% over the previous month.



- ▶ The total value of shares purchased by “Saudi Investors” during this period amounted to SAR 67.26 billion representing 91.87% of total buying activity, and sales of SAR 67.85 billion representing 92.69% of total selling activity. Total ownership of “Saudi Investors” stood at 92.81% of total market capitalization as of 31 July 2018, representing a decrease of 0.13% from the previous month.
- ▶ The total value of shares purchased by “GCC Investors” during this period amounted to SAR 2.09 billion representing 2.87% of total buying activity, and sales of SAR 1.34 billion representing 1.84% of total selling activity. Total ownership of “GCC Investors” stood at 2.07% of total market capitalization as of 31 July 2018, representing a 0.00% from the previous month.
- ▶ The total value of shares purchased by “Foreign Investors” during this period amounted to SAR 3.85 billion representing 5.26% of total buying activity, and sales of SAR 4.01 billion representing 5.47% of total selling activity. Total ownership of “Foreign Investors” stood at 5.11% of total market capitalization as of 31 July 2018, representing an increase of 0.12% from the previous month.

Main Market - Value Traded & Ownership Breakdown



Monthly Report - Main Market

Value Traded (by Nationality and Investor Type)

Main Market Value Traded Breakdown - By Nationality and Investor Type

Nationality	Investor Type	Buy		Sell		Net Value Traded	
		SAR	% of Total Buys	SAR	% of Total Sells	SAR (Buy - Sell)	Difference (% Buy - % Sell)
Saudi	Individuals:						
	Retail	23,416,869,956	31.98%	33,769,009,185	46.12%	-10,352,139,229	-14.14%
	HNWIs	25,291,753,307	34.54%	26,028,067,121	35.55%	-736,313,814	-1.01%
	IPIs	2,779,491,190	3.80%	2,351,820,579	3.21%	427,670,610	0.58%
	Individual DPMS	516,894,041	0.71%	647,986,068	0.89%	-131,092,027	-0.18%
	Sub Total (Individuals)	52,005,008,494	71.03%	62,796,882,953	85.77%	-10,791,874,459	-14.74%
	Institutions:						
	Corporates	13,268,776,597	18.12%	2,122,007,287	2.90%	11,146,769,310	15.22%
	Mutual Funds	1,294,868,654	1.77%	1,363,908,817	1.86%	-69,040,163	-0.09%
	GRE's	0	0.00%	0	0.00%	0	0.00%
	Institution DPMS	693,875,747	0.95%	1,575,833,785	2.15%	-881,958,037	-1.20%
	Sub Total (Institutions)	15,257,520,998	20.84%	5,061,749,889	6.91%	10,195,771,110	13.93%
Total Saudi Investors	67,262,529,492	91.87%	67,858,632,841	92.69%	-596,103,349	-0.81%	
GCC	Individuals	176,608,631	0.24%	216,710,966	0.30%	-40,102,336	-0.05%
	Institutions	1,919,420,128	2.62%	1,128,321,234	1.54%	791,098,895	1.08%
	GCC DPMS	2,452,419	0.00%	2,688,127	0.00%	-235,708	0.00%
	Total GCC Investors	2,098,481,178	2.87%	1,347,720,327	1.84%	750,760,851	1.03%
Foreign	SWAP Holders	817,826,526	1.12%	1,596,213,639	2.18%	-778,387,113	-1.06%
	Foreign Residents	740,755,572	1.01%	968,878,499	1.32%	-228,122,926	-0.31%
	QFIs	2,294,155,231	3.13%	1,442,525,998	1.97%	851,629,233	1.16%
	Foreign DPMS	223,305	0.00%	0	0.00%	223,305	0.00%
	Strategic Partners	0	0.00%	0	0.00%	0	0.00%
	Total Foreign Investors	3,852,960,634	5.26%	4,007,618,136	5.47%	-154,657,501	-0.21%
Grand Total		73,213,971,304	100.00%	73,213,971,304	100.00%		

Monthly Report - Main Market

Value Traded (by Investor Classification)

Main Market Value Traded Breakdown - By Investor Classification						
Investor Classification	Buy		Sell		Net Value Traded	
	SAR	% of Total Buys	SAR	% of Total Sells	SAR (Buy - Sell)	Difference (% Buy - % Sell)
Institutional	23,587,983,838	32.22%	12,231,305,533	16.71%	11,356,678,305	15.51%
Non-Institutional	49,625,987,466	67.78%	60,982,665,771	83.29%	-11,356,678,305	-15.51%
Grand Total	73,213,971,304	100.00%	73,213,971,304	100.00%		

Definitions

Institutional:

Refers to investors with institutional behavior including GREs, Saudi Corporates, Saudi Mutual Funds, Saudi and Non-Saudi DPMs, Saudi Individual Professional Investors (IPI), SWAP Holders, Foreign Strategic Partners and Qualified Foreign Investors (QFI).

Non Institutional:

Refers to investors with non-institutional behavior including Saudi Retail Investors, Saudi High Net Worth Investors (HNWI), GCC Individuals and Foreign Residents.

Monthly Report - Main Market

Ownership Value (by Nationality and Investor Type)

Main Market Ownership Breakdown - By Nationality and Investor Type

Nationality	Investor Type	As of 28 June 2018		As of 31 July 2018		Monthly Change	
		Holding Value (SAR)	Ownership (%)	Holding Value (SAR)	Ownership (%)	Δ Holding Value (SAR)	Δ Ownership (%)
Saudi	Individuals:						
	Retail	78,109,099,214	3.94%	77,480,607,003	3.93%	-628,492,212	-0.01%
	HNWIs	158,283,058,802	7.98%	156,315,617,407	7.93%	-1,967,441,395	-0.05%
	IPIs	271,732,982,488	13.71%	271,876,689,914	13.80%	143,707,426	0.09%
	Individual DPMs	4,926,835,323	0.25%	4,843,367,271	0.25%	-83,468,053	0.00%
	Sub Total (Individuals)	513,051,975,828	25.88%	510,516,281,595	25.91%	-2,535,694,233	0.02%
	Institutions:						
	Corporates	304,726,947,914	15.37%	303,871,882,327	15.42%	-855,065,587	0.05%
	Mutual Funds	179,205,268,287	9.04%	174,955,381,275	8.88%	-4,249,887,012	-0.16%
	GRE's	779,872,465,113	39.34%	775,595,443,501	39.36%	-4,277,021,611	0.02%
	Institution DPMs	65,497,336,912	3.30%	64,052,217,494	3.25%	-1,445,119,418	-0.05%
	Sub Total (Institutions)	1,329,302,018,226	67.06%	1,318,474,924,597	66.91%	-10,827,093,629	-0.15%
Total Saudi Investors	1,842,353,994,054	92.94%	1,828,991,206,192	92.81%	-13,362,787,862	-0.13%	
GCC	Individuals	3,230,274,347	0.16%	3,202,110,426	0.16%	-28,163,921	0.00%
	Institutions	37,071,632,877	1.87%	36,949,045,941	1.87%	-122,586,936	0.00%
	GCC DPMs	681,687,048	0.03%	689,058,911	0.03%	7,371,863	0.00%
	Total GCC Investors	40,983,594,272	2.07%	40,840,215,278	2.07%	-143,378,994	0.00%
Foreign	SWAP Holders	16,516,788,940	0.83%	15,508,554,690	0.79%	-1,008,234,250	-0.05%
	Foreign Residents	4,205,414,298	0.21%	4,013,283,107	0.20%	-192,131,191	-0.01%
	QFIs	18,843,440,750	0.95%	19,388,198,369	0.98%	544,757,619	0.03%
	Foreign DPMs	8,653,052	0.00%	8,945,393	0.00%	292,341	0.00%
	Strategic Partners	59,400,566,846	3.00%	61,868,318,804	3.14%	2,467,751,958	0.14%
	Total Foreign Investors	98,974,863,887	4.99%	100,787,300,363	5.11%	1,812,436,476	0.12%
Grand Total		1,982,312,452,212	100.00%	1,970,618,721,833	100.00%	-11,693,730,379	

Monthly Report - Main Market

Ownership Value (by Investor Classification)

Main Market Ownership Breakdown - By Investor Classification						
Investor Classification	As of 28 June 2018		As of 31 July 2018		Monthly Change	
	Holding Value (SAR)	Ownership (%)	Holding Value (SAR)	Ownership (%)	Δ Holding Value (SAR)	Δ Ownership (%)
Institutional	1,738,484,605,550	87.70%	1,729,607,103,889	87.77%	-8,877,501,661	0.07%
Non-Institutional	243,827,846,662	12.30%	241,011,617,943	12.23%	-2,816,228,718	-0.07%
Grand Total	1,982,312,452,212	100.00%	1,970,618,721,833	100.00%	-11,693,730,379	

Definitions


Institutional:

Refers to investors with institutional behavior including GREs, Saudi Corporates, Saudi Mutual Funds, Saudi and Non-Saudi DPMs, Saudi Individual Professional Investors (IPI), SWAP Holders, Foreign Strategic Partners and Qualified Foreign Investors (QFI).

Non Institutional:

Refers to investors with non-institutional behavior including Saudi Retail Investors, Saudi High Net Worth Investors (HNWI), GCC Individuals and Foreign Residents.

Nomu-Parallel Market - Highlights




The total value of shares traded for the month ending 31 July 2018 amounted to SAR 45.27 million, increasing by 65.27% over the previous month; while total stock market capitalization reached SAR 2,252.58 million at the end of this period, decreasing by 6.83% over the previous month.



- ▶ The total value of shares purchased by “Saudi Investors” during this period amounted to SAR 41.12 million representing 90.85% of total buying activity, and sales of SAR 44.66 million representing 98.66% of total selling activity. Total ownership of “Saudi Investors” stood at 98.88% of total market capitalization as of 31 July 2018, representing a decrease of 0.21% from the previous month.
- ▶ The total value of shares purchased by “GCC Investors” during this period amounted to SAR 0.00 million representing 0.00% of total buying activity, and sales of SAR 0.02 million representing 0.05% of total selling activity. Total ownership of “GCC Investors” stood at 0.60% of total market capitalization as of 31 July 2018, representing an increase of 0.02% from the previous month.
- ▶ The total value of shares purchased by “Foreign Investors” during this period amounted to SAR 4.14 million representing 9.15% of total buying activity, and sales of SAR 0.58 million representing 1.29% of total selling activity. Total ownership of “Foreign Investors” stood at 0.52% of total market capitalization as of 31 July 2018 representing an increase of 0.18% from the previous month.

Nomu-Parallel Market - Value Traded & Ownership Breakdown



Monthly Report – Nomu-Parallel Market

Value Traded (by Nationality, Investor Type, & Classification)

Nomu-Parallel Market Value Traded Breakdown - By Nationality and Investor Type							
Nationality	Investor Type	Buy		Sell		Net Value Traded	
		SAR	% of Total Buys	SAR	% of Total Sells	SAR (Buy - Sell)	Difference (% Buy - % Sell)
Saudi	Individuals	31,099,581	68.70%	17,138,866	37.86%	13,960,714	30.84%
	Corporates	8,384,268	18.52%	11,004,678	24.31%	-2,620,409	-5.79%
	Institution	1,638,639	3.62%	16,516,896	36.49%	-14,878,257	-32.87%
	Total Saudi Investors	41,122,489	90.85%	44,660,440	98.66%	-3,537,952	-7.82%
GCC	Individuals	0	0.00%	0	0.00%	0	0.00%
	Institutions	0	0.00%	21,500	0.05%	-21,500	-0.05%
	Total GCC Investors	0	0.00%	21,500	0.05%	-21,500	-0.05%
Foreign	SWAP Holders	0	0.00%	0	0.00%	0	0.00%
	Foreign Residents	535,529	1.18%	461,793	1.02%	73,736	0.16%
	QFIs	3,607,716	7.97%	122,000	0.27%	3,485,716	7.70%
	Total Foreign Investors	4,143,245	9.15%	583,793	1.29%	3,559,452	7.86%
Grand Total		45,265,734	100.00%	45,265,734	100.00%		

Nomu-Parallel Market Value Traded Breakdown - By Investor Classification						
Investor Classification	Buy		Sell		Net Value Traded	
	SAR	% of Total Buys	SAR	% of Total Sells	SAR (Buy - Sell)	Difference (% Buy - % Sell)
Institutional	13,630,624	30.11%	27,665,074	61.12%	-14,034,450	-31.00%
Non-Institutional	31,635,110	69.89%	17,600,659	38.88%	14,034,450	31.00%
Grand Total	45,265,734	100.00%	45,265,734	100.00%		

Institutional:

Refers to investors with institutional behavior including Saudi Corporates and Institutions (GREs & Mutual Funds), GCC Institutions (GREs, Corporate & Mutual Funds), SWAP Holders, and Qualified Foreign Investors (QFI).

Non Institutional:

Refers to investors with non-institutional behavior including Qualified Saudi and GCC Individuals and Qualified Foreign Residents.

Monthly Report – Nomu-Parallel Market

Ownership Value (by Nationality, Investor Type, & Classification)

Nomu-Parallel Market Ownership Breakdown - By Nationality and Investor Type							
Nationality	Investor Type	As of 28 June 2018		As of 31 July 2018		Monthly Change	
		Holding Value (SAR)	Ownership (%)	Holding Value (SAR)	Ownership (%)	Δ Holding Value (SAR)	Δ Ownership (%)
Saudi	Individuals	2,193,143,478	90.71%	104,257,681	4.63%	-2,088,885,797	-86.08%
	Corporates	114,579,619	4.74%	2,058,420,865	91.38%	1,943,841,246	86.64%
	Institution	87,919,127	3.64%	64,675,732	2.87%	-23,243,394	-0.77%
	Total Saudi Investors	2,395,642,224	99.09%	2,227,354,278	98.88%	-168,287,946	-0.21%
GCC	Individuals	28,848	0.00%	27,530	0.00%	-1,318	0.00%
	Institutions	13,964,394	0.58%	13,560,043	0.60%	-404,351	0.02%
	Total GCC Investors	13,993,242	0.58%	13,587,573	0.60%	-405,669	0.02%
Foreign	SWAP Holders	848,736	0.04%	753,881	0.03%	-94,855	0.00%
	Foreign Residents	2,251,814	0.09%	2,298,705	0.10%	46,892	0.01%
	QFIs	4,947,985	0.20%	8,581,763	0.38%	3,633,779	0.18%
	Total Foreign Investors	8,048,534	0.33%	11,634,349	0.52%	3,585,815	0.18%
Grand Total		2,417,684,000	100.00%	2,252,576,200	100.00%	-165,107,800	

Nomu-Parallel Market Ownership Breakdown - By Investor Classification						
Investor Classification	As of 28 June 2018		As of 31 July 2018		Monthly Change	
	Holding Value (SAR)	Ownership (%)	Holding Value (SAR)	Ownership (%)	Δ Holding Value (SAR)	Δ Ownership (%)
Institutional	222,259,860	9.19%	2,145,992,284	95.27%	1,923,732,424	86.08%
Non-Institutional	2,195,424,140	90.81%	106,583,916	4.73%	-2,088,840,224	-86.08%
Grand Total	2,417,684,000	100.00%	2,252,576,200	100.00%	-165,107,800	

Institutional:

Refers to investors with institutional behavior including Saudi Corporates and Institutions (GREs & Mutual Funds), GCC Institutions (GREs, Corporate & Mutual Funds), SWAP Holders, and Qualified Foreign Investors (QFI).

Non Institutional:

Refers to investors with non-institutional behavior including Qualified Saudi and GCC Individuals and Qualified Foreign Residents.

السوق المالية السعودية
Saudi Stock Exchange

تداول
Tadawul

Thank you

