


Weekly Stock Market Ownership and Trading Activity Report

Market Reports

Week Ending 23 May 2019



Definitions



Weekly Stock Market Ownership and Trading Activity Report


Definitions

Nationality	Investor Type	Description
Saudi	Individuals*	Saudi Individuals have been classified under 4 categories as defined below:
	- Retail	Retail investors are Saudi individuals , excluding IPIs (see below) and HNWIs.
	- High Net Worth Investors (HNWIs)	HNWIs are Saudi individuals who have had an average portfolio size of SAR 1m (and above) for the preceding 12 months, excluding IPIs (see below).
	- Individual Professional Investors (IPIs)	IPIs are Saudi individuals who have had an average portfolio size of SAR 50m (and above) for the preceding 12 months and a portfolio turnover ratio of not more than 4 times annually.
	- Individual DPMs	Saudi individual investment account in which the manager (Authorized Person) makes the buy/sell decisions for its client without referring to the account owner (based on to the agreed terms between them).
	Institutions	Saudi Institutions have been classified under 4 categories as defined below:
	- Corporates	Saudi company with a commercial registration permitting its investment in the stock market .
	- Mutual Funds	A mutual fund managed by an Authorized Person and licensed by the CMA.
GCC	- Government Related Entities (GRES)	A Government entity or a supranational authority recognized by the CMA.
	- Institutional DPMs	Saudi institutional investment account in which the manager (Authorized Person) makes the buy/sell decisions for its client without referring to the account owner (based on to the agreed terms between them).
	Individuals*	GCC natural person
GCC	Institutions	GCC legal person with a commercial registration certificate (corporate or mutual fund), in addition to GCC government entities.
	GCC DPMs	GCC investment account (institutional or individual) in which the manager (Authorized Person) makes the buy/sell decisions for its client without referring to the account owner (based on to the agreed terms between them).
Foreign	SWAP Holders	Authorized Person with the permission to enter into SWAP agreements to transfer the economic benefits of its ownership of shares in Saudi companies listed on the Saudi Stock Exchange to its non-resident foreign clients.
	Foreign Residents*	Foreign investors domiciled in the Kingdom with a valid residency permit (Iqama) (excluding GCC nationals).
	QFIs	Qualified Foreign Institutional investors registered with the CMA in accordance with the QFI Rules, to invest in shares listed on the Saudi Stock Exchange.
	Foreign DPMs	Foreign resident investment account in which the manager (Authorized Person) makes the buy/sell decisions for its client without referring to the account owner (based on to the agreed terms between them).
	Strategic Partners	Foreign investors considered founders and partners of Saudi listed companies.
	NRFI	Non-Resident Foreign Investors in accordance with the Guidance Note for the investment of Non- Resident Foreigners in Parallel Market

*Nomu-Parallel Market Individual Investors

- Individuals who fulfill any of the following:
- Conducted transactions not less than SAR 40m, and not less than 10 transaction in each quarter during last 12 months.
 - Have an average portfolio size of SAR 5m for the preceding 12 months
 - Worked for at least 3 years in financial sectors.
 - Hold General Securities Qualification Certificate which is recognized by the Authority.
 - Holds professional certificate that is related to securities business and accredited by an internationally recognized entity

Main Market - Value Traded & Ownership Breakdown



Weekly Report - Main Market

Value Traded (by Nationality and Investor Type)

Main Market Value Traded Breakdown - By Nationality and Investor Type

Nationality	Investor Type	Buy		Sell		Net Value Traded	
		SAR	% of Total Buys	SAR	% of Total Sells	SAR (Buy - Sell)	Difference (% Buy - % Sell)
Saudi	Individuals:						
	Retail	4,736,267,312	24.30%	5,013,775,119	25.72%	-277,507,806	-1.42%
	HNWIs	3,375,870,961	17.32%	3,592,129,819	18.43%	-216,258,858	-1.11%
	IPIs	650,185,080	3.34%	846,228,685	4.34%	-196,043,605	-1.01%
	Individual DPMs	125,895,265	0.65%	410,929,343	2.11%	-285,034,078	-1.46%
	Sub Total (Individuals)	8,888,218,618	45.59%	9,863,062,966	50.59%	-974,844,348	-5.00%
	Institutions:						
	Corporates	2,393,843,628	12.28%	3,549,642,844	18.21%	-1,155,799,216	-5.93%
	Mutual Funds	334,436,656	1.72%	586,903,948	3.01%	-252,467,293	-1.30%
	GRE's	3,101,925	0.02%	1,081,891,476	5.55%	-1,078,789,550	-5.53%
	Institution DPMs	128,345,140	0.66%	618,811,346	3.17%	-490,466,206	-2.52%
	Sub Total (Institutions)	2,859,727,349	14.67%	5,837,249,614	29.94%	-2,977,522,265	-15.27%
Total Saudi Investors	11,747,945,967	60.26%	15,700,312,580	80.54%	-3,952,366,613	-20.27%	
GCC	Individuals	18,136,353	0.09%	34,254,478	0.18%	-16,118,126	-0.08%
	Institutions	425,973,380	2.19%	584,343,312	3.00%	-158,369,932	-0.81%
	GCC DPMs	115,794	0.00%	11,161,104	0.06%	-11,045,311	-0.06%
	Total GCC Investors	444,225,527	2.28%	629,758,895	3.23%	-185,533,368	-0.95%
Foreign	SWAP Holders	102,784,754	0.53%	661,290,362	3.39%	-558,505,608	-2.86%
	Foreign Residents	154,724,671	0.79%	154,386,050	0.79%	338,620	0.00%
	QFIs	7,045,085,517	36.14%	2,348,844,177	12.05%	4,696,241,341	24.09%
	Foreign DPMs	0	0.00%	174,372	0.00%	-174,372	0.00%
	Strategic Partners	0	0.00%	0	0.00%	0	0.00%
	Total Foreign Investors	7,302,594,942	37.46%	3,164,694,961	16.23%	4,137,899,981	21.23%
Grand Total		19,494,766,435	100.00%	19,494,766,435	100.00%		

Weekly Report - Main Market

Value Traded (by Investor Classification)

Main Market Value Traded Breakdown - By Investor Classification						
Investor Classification	Buy		Sell		Net Value Traded	
	SAR	% of Total Buys	SAR	% of Total Sells	SAR (Buy - Sell)	Difference (% Buy - % Sell)
Institutional	11,209,767,139	57.50%	10,700,220,969	54.89%	509,546,169	2.61%
Non-Institutional	8,284,999,297	42.50%	8,794,545,466	45.11%	-509,546,169	-2.61%
Grand Total	19,494,766,435	100.00%	19,494,766,435	100.00%		

Definitions

Institutional:

Refers to investors with institutional behavior including GREs, Saudi Corporates, Saudi Mutual Funds, Saudi and Non-Saudi DPMs, Saudi Individual Professional Investors (IPI), SWAP Holders, Foreign Strategic Partners and Qualified Foreign Investors (QFI).

Non Institutional:

Refers to investors with non-institutional behavior including Saudi Retail Investors, Saudi High Net Worth Investors (HNWI), GCC Individuals and Foreign Residents.

Weekly Report - Main Market

Ownership Value (by Nationality and Investor Type)

Main Market Ownership Breakdown - By Nationality and Investor Type

Nationality	Investor Type	As of 16 May 2019		As of 23 May 2019		Weekly Change		
		Holding Value (SAR)	Ownership (%)	Holding Value (SAR)	Ownership (%)	Δ Holding Value (SAR)	Δ Ownership (%)	
Saudi	Individuals:							
	Retail	74,311,687,596	3.68%	76,266,463,914	3.80%	1,954,776,318	0.11%	
	HNWIs	153,985,342,522	7.63%	151,608,835,105	7.54%	-2,376,507,417	-0.09%	
	IPIs	276,919,310,710	13.72%	273,025,122,790	13.59%	-3,894,187,920	-0.13%	
	Individual DPMs	4,938,308,396	0.24%	4,831,926,250	0.24%	-106,382,146	0.00%	
	Sub Total (Individuals)	510,154,649,224	25.28%	505,732,348,060	25.17%	-4,422,301,164	-0.11%	
	Institutions:							
	Corporates	373,957,912,501	18.53%	374,603,196,980	18.64%	645,284,479	0.11%	
	Mutual Funds	192,371,637,686	9.53%	191,538,226,321	9.53%	-833,411,365	0.00%	
	GRE's	735,042,543,924	36.42%	727,982,613,271	36.23%	-7,059,930,653	-0.19%	
	Institution DPMs	45,396,005,877	2.25%	44,434,103,036	2.21%	-961,902,841	-0.04%	
Sub Total (Institutions)	1,346,768,099,988	66.73%	1,338,558,139,608	66.61%	-8,209,960,380	-0.12%		
Total Saudi Investors	1,856,922,749,212	92.01%	1,844,290,487,667	91.78%	-12,632,261,544	-0.23%		
GCC	Individuals	2,918,049,355	0.14%	2,881,759,097	0.14%	-36,290,258	0.00%	
	Institutions	36,646,514,303	1.82%	36,242,782,656	1.80%	-403,731,646	-0.01%	
	GCC DPMs	684,597,110	0.03%	662,752,614	0.03%	-21,844,496	0.00%	
	Total GCC Investors	40,249,160,767	1.99%	39,787,294,367	1.98%	-461,866,400	-0.01%	
Foreign	SWAP Holders	9,303,887,674	0.46%	8,668,947,553	0.43%	-634,940,122	-0.03%	
	Foreign Residents	3,453,799,065	0.17%	3,423,795,487	0.17%	-30,003,578	0.00%	
	QFIs	42,076,385,909	2.08%	46,500,646,959	2.31%	4,424,261,051	0.23%	
	Foreign DPMs	3,375,739,646	0.17%	3,100,685,965	0.15%	-275,053,681	-0.01%	
	Strategic Partners	62,866,871,968	3.11%	63,798,295,610	3.17%	931,423,641	0.06%	
Total Foreign Investors	121,076,684,262	6.00%	125,492,371,574	6.24%	4,415,687,311	0.25%		
Grand Total		2,018,248,594,241	100.00%	2,009,570,153,608	100.00%	-8,678,440,633		

* Non deposited shares was not reflected as holding value on 23-May- 2019 for (Taiba Holding Co. 4090 - Corporate Action -Acquisition)

Weekly Report - Main Market

Ownership Value (by Investor Classification)

Main Market Ownership Breakdown - By Investor Classification						
Investor Classification	As of 16 May 2019		As of 23 May 2019		Weekly Change	
	Holding Value (SAR)	Ownership (%)	Holding Value (SAR)	Ownership (%)	Δ Holding Value (SAR)	Δ Ownership (%)
Institutional	1,783,579,715,703	88.37%	1,775,389,300,005	88.35%	-8,190,415,698	-0.03%
Non-Institutional	234,668,878,538	11.63%	234,180,853,603	11.65%	-488,024,935	0.03%
Grand Total	2,018,248,594,241	100.00%	2,009,570,153,608	100.00%	-8,678,440,633	

Definitions


Institutional:

Refers to investors with institutional behavior including GREs, Saudi Corporates, Saudi Mutual Funds, Saudi and Non-Saudi DPMs, Saudi Individual Professional Investors (IPI), SWAP Holders, Foreign Strategic Partners and Qualified Foreign Investors (QFI).

Non Institutional:

Refers to investors with non-institutional behavior including Saudi Retail Investors, Saudi High Net Worth Investors (HNWI), GCC Individuals and Foreign Residents.

Nomu-Parallel Market - Value Traded & Ownership Breakdown



Weekly Report – Nomu-Parallel Market

Value Traded (by Nationality, Investor Type, & Classification)

Nomu-Parallel Market Value Traded Breakdown - By Nationality and Investor Type

Nationality	Investor Type	Buy		Sell		Net Value Traded	
		SAR	% of Total Buys	SAR	% of Total Sells	SAR (Buy - Sell)	Difference (% Buy - % Sell)
Saudi	Individuals	5,012,522	85.87%	4,817,790	82.54%	194,732	3.34%
	Corporates	172,000	2.95%	0	0.00%	172,000	2.95%
	Institution	191,624	3.28%	160,895	2.76%	30,729	0.53%
	Total Saudi Investors	5,376,146	92.10%	4,978,685	85.29%	397,460	6.81%
GCC	Individuals	0	0.00%	0	0.00%	0	0.00%
	Institutions	353,537	6.06%	771,717	13.22%	-418,180	-7.16%
	Total GCC Investors	353,537	6.06%	771,717	13.22%	-418,180	-7.16%
Foreign	SWAP Holders	0	0.00%	0	0.00%	0	0.00%
	Foreign Residents	107,393	1.84%	86,673	1.48%	20,720	0.35%
	QFIs	0	0.00%	0	0.00%	0	0.00%
	Total Foreign Investors	107,393	1.84%	86,673	1.48%	20,720	0.35%
Grand Total		5,837,076	100.00%	5,837,076	100.00%		

Nomu-Parallel Market Value Traded Breakdown - By Investor Classification

Investor Classification	Buy		Sell		Net Value Traded	
	SAR	% of Total Buys	SAR	% of Total Sells	SAR (Buy - Sell)	Difference (% Buy - % Sell)
Institutional	717,161	12.29%	932,612	15.98%	-215,452	-3.69%
Non-Institutional	5,119,915	87.71%	4,904,463	84.02%	215,452	3.69%
Grand Total	5,837,076	100.00%	5,837,076	100.00%		

Institutional:

Refers to investors with institutional behavior including Saudi Corporates and Institutions (GREs & Mutual Funds), GCC Institutions (GREs, Corporate & Mutual Funds), SWAP Holders, and Qualified Foreign Investors (QFI).

Non Institutional:

Refers to investors with non-institutional behavior including Qualified Saudi and GCC Individuals and Qualified Foreign Residents.

Weekly Report – Nomu-Parallel Market

Ownership Value (by Nationality, Investor Type, & Classification)

Nomu-Parallel Market Ownership Breakdown - By Nationality and Investor Type							
Nationality	Investor Type	As of 16 May 2019		As of 23 May 2019		Weekly Change	
		Holding Value (SAR)	Ownership (%)	Holding Value (SAR)	Ownership (%)	Δ Holding Value (SAR)	Δ Ownership (%)
Saudi	Individuals	4,099,601,701	95.27%	4,069,429,228	95.37%	-30,172,473	0.10%
	Corporates	136,395,268	3.17%	131,719,853	3.09%	-4,675,415	-0.08%
	Institution	35,209,631	0.82%	35,738,483	0.84%	528,852	0.02%
	Total Saudi Investors	4,271,206,600	99.26%	4,236,887,564	99.30%	-34,319,036	0.03%
GCC	Individuals	0	0.00%	0	0.00%	0	0.00%
	Institutions	11,189,785	0.26%	12,824,779	0.30%	1,634,994	0.04%
	Total GCC Investors	11,189,785	0.26%	12,824,779	0.30%	1,634,994	0.04%
Foreign	SWAP Holders	187,298	0.00%	188,558	0.00%	1,260	0.00%
	Foreign Residents	3,730,085	0.09%	3,608,282	0.08%	-121,803	0.00%
	QFIs	16,671,432	0.39%	13,452,292	0.32%	-3,219,140	-0.07%
	Total Foreign Investors	20,588,815	0.48%	17,249,131	0.40%	-3,339,684	-0.07%
Grand Total		4,302,985,200	100.00%	4,266,961,474	100.00%	-36,023,726	

Nomu-Parallel Market Ownership Breakdown - By Investor Classification						
Investor Classification	As of 16 May 2019		As of 23 May 2019		Weekly Change	
	Holding Value (SAR)	Ownership (%)	Holding Value (SAR)	Ownership (%)	Δ Holding Value (SAR)	Δ Ownership (%)
Institutional	199,653,414	4.64%	193,923,964	4.54%	-5,729,449	-0.10%
Non-Institutional	4,103,331,786	95.36%	4,073,037,510	95.46%	-30,294,277	0.10%
Grand Total	4,302,985,200	100.00%	4,266,961,474	100.00%	-36,023,726	

Institutional:

Refers to investors with institutional behavior including Saudi Corporates and Institutions (GREs & Mutual Funds), GCC Institutions (GREs, Corporate & Mutual Funds), SWAP Holders, and Qualified Foreign Investors (QFI).

Non Institutional:

Refers to investors with non-institutional behavior including Qualified Saudi and GCC Individuals and Qualified Foreign Residents.

السوق المالية السعودية
Saudi Stock Exchange

تداول
Tadawul

Thank you

