


Weekly Stock Market Ownership and Trading Activity Report

Market Reports

Week Ending 19 January 2017



Definitions




Weekly Stock Market Ownership and Trading Activity Report

Definitions

Nationality	Investor Type	Description
Saudi	Individuals	Saudi Individuals have been classified under 4 categories as defined below:
	- Retail	Retail investors are Saudi individuals , excluding IPIs (see below) and HNWIs.
	- High Net Worth Investors (HNWIs)	HNWIs are Saudi individuals who have had an average portfolio size of SAR 1m (and above) for the preceding 12 months, excluding IPIs (see below).
	- Individual Professional Investors (IPIs)	IPIs are Saudi individuals who have had an average portfolio size of SAR 50m (and above) for the preceding 12 months and a portfolio turnover ratio of not more than 4 times annually.
	- Individual DPMs	Saudi individual investment account in which the manager (Authorized Person) makes the buy/sell decisions for its client without referring to the account owner (based on to the agreed terms between them).
	Institutions	Saudi Institutions have been classified under 4 categories as defined below:
	- Corporates	Saudi company with a commercial registration permitting its investment in the stock market .
	- Mutual Funds	A mutual fund managed by an Authorized Person and licensed by the CMA.
	- Government Related Entities (GREs)	A Government entity or a supranational authority recognized by the CMA.
- Institutional DPMs	Saudi institutional investment account in which the manager (Authorized Person) makes the buy/sell decisions for its client without referring to the account owner (based on to the agreed terms between them).	
GCC	Individuals	GCC natural person
	Institutions	GCC legal person with a commercial registration certificate (corporate or mutual fund), in addition to GCC government entities.
	GCC DPMs	GCC investment account (institutional or individual) in which the manager (Authorized Person) makes the buy/sell decisions for its client without referring to the account owner (based on to the agreed terms between them).
Foreign	SWAP Holders	Authorized Person with the permission to enter into SWAP agreements to transfer the economic benefits of its ownership of shares in Saudi companies listed on the Saudi Stock Exchange to its non-resident foreign clients.
	Foreign Residents	Foreign investors domiciled in the Kingdom with a valid residency permit (Iqama) (excluding GCC nationals).
	QFIs	Qualified Foreign Institutional investors registered with the CMA in accordance with the QFI Rules, to invest in shares listed on the Saudi Stock Exchange.
	Foreign DPMs	Foreign resident investment account in which the manager (Authorized Person) makes the buy/sell decisions for its client without referring to the account owner (based on to the agreed terms between them).
	Strategic Partners	Foreign investors considered founders and partners of Saudi listed companies.

Highlights



Weekly Stock Market Ownership and Trading Activity Report


Highlights

The total value of shares traded for the week ending 19 January 2017 amounted to SAR 20.40 billion, decreasing by 1.55% over the previous week; while total stock market capitalization reached SAR 1,605.31 billion at the end of this period, decreasing by 0.85% over the previous week.



- ▶ The total value of shares purchased by “Saudi Investors” during this period amounted to SAR 19.58 billion representing 95.96% of total buying activity, and sales of SAR 19.56 billion representing 95.89% of total selling activity. Total ownership of “Saudi Investors” stood at 93.61% of total market capitalization as of 19 January 2017, representing an increase of 0.005% from the previous week.
- ▶ The total value of shares purchased by “GCC Investors” during this period amounted to SAR 0.330 billion representing 1.62% of total buying activity, and sales of SAR 0.292 billion representing 1.43% of total selling activity. Total ownership of “GCC Investors” stood at 2.26% of total market capitalization as of 19 January 2017, representing an increase of 0.03% from the previous week.
- ▶ The total value of shares purchased by “Foreign Investors” during this period amounted to SAR 0.494 billion representing 2.42% of total buying activity, and sales of SAR 0.547 billion representing 2.68% of total selling activity. Total ownership of “Foreign Investors” stood at 4.13% of total market capitalization as of 19 January 2017, representing a decrease of 0.03% from the previous week.

Stock Market Value Traded Breakdown



Weekly Stock Market Ownership and Trading Activity Report

Value Traded (by Nationality and Investor Type)

Stock Market Traded Value Breakdown - By Nationality and Investor Type

Nationality	Investor Type	Buy		Sell		Net Value Traded	
		SAR	% of Total Buys	SAR	% of Total Sells	SAR (Buy - Sell)	Difference (% Buy - % Sell)
Saudi	Individuals:						
	Retail	9,966,297,817	48.85%	10,702,207,459	52.45%	-735,909,642	-3.61%
	HNWIs	6,218,430,448	30.48%	6,327,603,601	31.01%	-109,173,153	-0.54%
	IPIs	539,880,771	2.65%	934,065,881	4.58%	-394,185,111	-1.93%
	Individual DPMs	169,114,265	0.83%	177,461,589	0.87%	-8,347,324	-0.04%
	Sub Total (Individuals)	16,893,723,300	82.80%	18,141,338,530	88.91%	-1,247,615,230	-6.11%
	Institutions:						
	Corporates	1,165,632,097	5.71%	342,610,410	1.68%	823,021,687	4.03%
	Mutual Funds	1,055,744,663	5.17%	538,053,631	2.64%	517,691,032	2.54%
	GRE's	54,651,484	0.27%	28,621,192	0.14%	26,030,292	0.13%
	Institution DPMs	409,096,713	2.01%	513,745,084	2.52%	-104,648,371	-0.51%
	Sub Total (Institutions)	2,685,124,957	13.16%	1,423,030,318	6.97%	1,262,094,639	6.19%
Total Saudi Investors	19,578,848,258	95.96%	19,564,368,848	95.89%	14,479,410	0.07%	
GCC	Individuals	34,085,011	0.17%	40,701,345	0.20%	-6,616,334	-0.03%
	Institutions	290,767,067	1.43%	246,986,599	1.21%	43,780,469	0.21%
	GCC DPMs	5,328,055	0.03%	4,669,574	0.02%	658,482	0.00%
	Total GCC Investors	330,180,133	1.62%	292,357,517	1.43%	37,822,616	0.19%
Foreign	SWAP Holders	169,662,059	0.83%	182,303,423	0.89%	-12,641,365	-0.06%
	Foreign Residents	306,776,790	1.50%	316,836,846	1.55%	-10,060,057	-0.05%
	QFIs	17,635,547	0.09%	47,453,611	0.23%	-29,818,064	-0.15%
	Foreign DPMs	217,460	0.00%	0	0.00%	217,460	0.00%
	Strategic Partners	0	0.00%	0	0.00%	0	0.00%
	Total Foreign Investors	494,291,856	2.42%	546,593,881	2.68%	-52,302,025	-0.26%
Grand Total		20,403,320,247	100.00%	20,403,320,247	100.00%		

Weekly Stock Market Ownership and Trading Activity Report

Value Traded (by Investor Classification)

Stock Market Traded Value Breakdown - By Investor Classification

Investor Classification	Buy		Sell		Net Value Traded	
	SAR	% of Total Buys	SAR	% of Total Sells	SAR (Buy - Sell)	Difference (% Buy - % Sell)
Institutional	3,877,730,181	19.01%	3,015,970,995	14.78%	861,759,186	4.22%
Non-Institutional	16,525,590,065	80.99%	17,387,349,251	85.22%	-861,759,186	-4.22%
Grand Total	20,403,320,247	100.00%	20,403,320,247	100.00%		

Definitions

Institutional:

Refers to investors with institutional behavior including GREs, Saudi Corporates, Saudi Mutual Funds, Saudi and Non-Saudi DPMs, Saudi Individual Professional Investors (IPI), SWAP Holders, Foreign Strategic Partners and Qualified Foreign Investors (QFI).

Non Institutional:

Refers to investors with non-institutional behavior including Saudi Retail Investors, Saudi High Net Worth Investors (HNWI), GCC Individuals and Foreign Residents.

Stock Market Ownership Breakdown



Weekly Stock Market Ownership and Trading Activity Report

Ownership Value (by Nationality and Investor Type)

Stock Market Ownership Breakdown - By Nationality and Investor Type							
Nationality	Investor Type	As of 12 January 2017		As of 19 January 2017		Weekly Change	
		Holding Value (SAR)	Ownership (%)	Holding Value (SAR)	Ownership (%)	Δ Holding Value (SAR)	Δ Ownership (%)
Saudi	Individuals:						
	Retail	74,645,703,480	4.61%	74,711,897,693	4.65%	66,194,212	0.04%
	HNWIs	130,329,496,002	8.05%	128,929,387,980	8.03%	-1,400,108,022	-0.02%
	IPIs	253,133,313,629	15.63%	250,437,874,058	15.60%	-2,695,439,571	-0.03%
	Individual DPMs	4,514,137,612	0.28%	4,453,471,854	0.28%	-60,665,758	0.00%
	Sub Total (Individuals)	462,622,650,723	28.57%	458,532,631,584	28.56%	-4,090,019,138	-0.01%
	Institutions:						
	Corporates	279,811,437,872	17.28%	277,675,381,350	17.30%	-2,136,056,522	0.02%
	Mutual Funds	86,378,042,083	5.33%	86,264,985,453	5.37%	-113,056,630	0.04%
	GRE's	642,169,310,018	39.66%	635,964,393,693	39.62%	-6,204,916,325	-0.04%
	Institution DPMs	44,627,327,822	2.76%	44,297,983,277	2.76%	-329,344,545	0.00%
	Sub Total (Institutions)	1,052,986,117,794	65.03%	1,044,202,743,772	65.05%	-8,783,374,022	0.01%
Total Saudi Investors	1,515,608,768,517	93.61%	1,502,735,375,356	93.61%	-12,873,393,161	0.00%	
GCC	Individuals	2,896,755,562	0.18%	2,865,461,794	0.18%	-31,293,767	0.00%
	Institutions	32,598,046,138	2.01%	32,743,489,142	2.04%	145,443,004	0.03%
	GCC DPMs	698,347,889	0.04%	700,253,460	0.04%	1,905,571	0.00%
	Total GCC Investors	36,193,149,589	2.24%	36,309,204,396	2.26%	116,054,808	0.03%
Foreign	SWAP Holders	14,830,219,653	0.92%	14,837,524,865	0.92%	7,305,212	0.01%
	Foreign Residents	4,413,537,641	0.27%	4,388,820,085	0.27%	-24,717,556	0.00%
	QFIs	1,875,041,688	0.12%	1,823,449,774	0.11%	-51,591,913	0.00%
	Foreign DPMs	6,406,261	0.00%	6,592,523	0.00%	186,262	0.00%
	Strategic Partners	46,217,652,433	2.85%	45,213,657,528	2.82%	-1,003,994,905	-0.04%
	Total Foreign Investors	67,342,857,675	4.16%	66,270,044,775	4.13%	-1,072,812,900	-0.03%
Grand Total		1,619,144,775,781	100.00%	1,605,314,624,527	100.00%	-13,830,151,253	

Weekly Stock Market Ownership and Trading Activity Report

Ownership Value (by Investor Classification)

Stock Market Ownership Breakdown - By Investor Classification						
Investor Classification	As of 12 January 2017		As of 19 January 2017		Weekly Change	
	Holding Value (SAR)	Ownership (%)	Holding Value (SAR)	Ownership (%)	Δ Holding Value (SAR)	Δ Ownership (%)
Institutional	1,406,859,283,096	86.89%	1,394,419,056,976	86.86%	-12,440,226,120	-0.03%
Non-Institutional	212,285,492,685	13.11%	210,895,567,551	13.14%	-1,389,925,133	0.03%
Grand Total	1,619,144,775,781	100.00%	1,605,314,624,527	100.00%	-13,830,151,253	

Definitions

Institutional:

Refers to investors with institutional behavior including GREs, Saudi Corporates, Saudi Mutual Funds, Saudi and Non-Saudi DPMs, Saudi Individual Professional Investors (IPI), SWAP Holders, Foreign Strategic Partners and Qualified Foreign Investors (QFI).

Non Institutional:

Refers to investors with non-institutional behavior including Saudi Retail Investors, Saudi High Net Worth Investors (HNWI), GCC Individuals and Foreign Residents.

السوق المالية السعودية
Saudi Stock Exchange

تداول
Tadawul

Thank you

