

Monthly Stock Market Ownership and Trading Activity Report

Market Reports

Month Ending 30 September 2019



Definitions



Monthly Stock Market Ownership and Trading Activity Report

Definitions


Nationality	Investor Type	Description
Saudi	Individuals*	Saudi Individuals have been classified under 4 categories as defined below:
	- Retail	Retail investors are Saudi individuals , excluding IPIs (see below) and HNWIs.
	- High Net Worth Investors (HNWIs)	HNWIs are Saudi individuals who have had an average portfolio size of SAR 1m (and above) for the preceding 12 months, excluding IPIs (see below).
	- Individual Professional Investors (IPIs)	IPIs are Saudi individuals who have had an average portfolio size of SAR 50m (and above) for the preceding 12 months and a portfolio turnover ratio of not more than 4 times annually.
	- Individual DPMs	Saudi individual investment account in which the manager (Authorized Person) makes the buy/sell decisions for its client without referring to the account owner (based on to the agreed terms between them).
	Institutions	Saudi Institutions have been classified under 4 categories as defined below:
	- Corporates	Saudi company with a commercial registration permitting its investment in the stock market .
	- Mutual Funds	A mutual fund managed by an Authorized Person and licensed by the CMA.
	- Government Related Entities (GREs)	A Government entity or a supranational authority recognized by the CMA.
- Institutional DPMs	Saudi institutional investment account in which the manager (Authorized Person) makes the buy/sell decisions for its client without referring to the account owner (based on to the agreed terms between them).	
GCC	Individuals*	GCC natural person
	Institutions	GCC legal person with a commercial registration certificate (corporate or mutual fund), in addition to GCC government entities.
	GCC DPMs	GCC investment account (institutional or individual) in which the manager (Authorized Person) makes the buy/sell decisions for its client without referring to the account owner (based on to the agreed terms between them).
Foreign	SWAP Holders	Authorized Person with the permission to enter into SWAP agreements to transfer the economic benefits of its ownership of shares in Saudi companies listed on the Saudi Stock Exchange to its non-resident foreign clients.
	Foreign Residents & Others	Investors with a valid residency permit (Iqama) and others (excluding SWAP, QFIs, DPM & Strategic Investors).
	QFIs	Qualified Foreign Institutional investors registered with the CMA in accordance with the QFI Rules, to invest in shares listed on the Saudi Stock Exchange.
	Foreign DPMs	Foreign resident investment account in which the manager (Authorized Person) makes the buy/sell decisions for its client without referring to the account owner (based on to the agreed terms between them).
	Strategic Investors	A foreign legal entity that aims to own a strategic shareholding in listed companies.

*Nomu-Parallel Market Individual Investors

Individuals who fulfill any of the following:

- Conducted transactions not less than SAR 40m, and not less than 10 transaction in each quarter during last 12 months.
- Have an average portfolio size of SAR 5m for the preceding 12 months
- Worked for at least 3 years in financial sectors.
- Hold General Securities Qualification Certificate which is recognized by the Authority.
- Holds professional certificate that is related to securities business and accredited by an internationally recognized entity

Main Market - Highlights




The total value of shares traded for the month ending 30 September 2019 amounted to SAR 64.46 billion, decreasing by 17.74% over the previous month; while total stock market capitalization reached SAR 1,908.45 billion at the end of this period, increasing by 0.32% over the previous month.

- ▶ The total value of shares purchased by “Saudi Investors” during this period amounted to SAR 45.39 billion representing 70.09% of total buying activity, and sales of SAR 49.39 billion representing 76.97% of total selling activity. Total ownership of “Saudi Investors” stood at 89.56% of total market capitalization as of 30 September 2019, representing a decrease of 0.21% from the previous month.
- ▶ The total value of shares purchased by “GCC Investors” during this period amounted to SAR 1.03 billion representing 1.59% of total buying activity, and sales of SAR 2.27 billion representing 3.50% of total selling activity. Total ownership of “GCC Investors” stood at 1.84% of total market capitalization as of 30 September 2019, representing a decrease of 0.06% from the previous month.
- ▶ The total value of shares purchased by “Foreign Investors” during this period amounted to SAR 18.34 billion representing 28.32% of total buying activity, and sales of SAR 12.64 billion representing 19.52% of total selling activity. Total ownership of “Foreign Investors” stood at 8.60% of total market capitalization as of 30 September 2019, representing an increase of 0.26% from the previous month.



Main Market - Value Traded & Ownership Breakdown



Monthly Report - Main Market

Value Traded (by Nationality and Investor Type)

Main Market Value Traded Breakdown - By Nationality and Investor Type							
Nationality	Investor Type	Buy		Sell		Net Value Traded	
		SAR	% of Total Buys	SAR	% of Total Sells	SAR (Buy - Sell)	Difference (% Buy - % Sell)
Saudi	Individuals:						
	Retail	21,151,997,203	32.66%	24,172,016,194	37.33%	-3,020,018,992	-4.66%
	HNWIs	13,777,357,504	21.28%	15,147,860,824	23.39%	-1,370,503,320	-2.12%
	IPIs	1,361,576,098	2.10%	2,155,434,569	3.33%	-793,858,471	-1.23%
	Individual DPMs	966,106,778	1.49%	953,148,749	1.47%	12,958,029	0.02%
	Sub Total (Individuals)	37,257,037,583	57.53%	42,428,460,336	65.52%	-5,171,422,753	-7.99%
	Institutions:						
	Corporates	4,969,623,976	7.67%	1,605,343,245	2.48%	3,364,280,731	5.20%
	Mutual Funds	1,941,830,587	3.00%	2,272,109,262	3.51%	-330,278,675	-0.51%
	GRE's	56,461,562	0.09%	1,687,994	0.00%	54,773,568	0.08%
	Institution DPMs	1,165,323,520	1.80%	3,538,713,622	5.46%	-2,373,390,101	-3.67%
	Sub Total (Institutions)	8,133,239,644	12.56%	7,417,854,122	11.45%	715,385,522	1.10%
Total Saudi Investors	45,390,277,227	70.09%	49,846,314,458	76.97%	-4,456,037,231	-6.88%	
GCC	Individuals	79,023,884	0.12%	250,417,348	0.39%	-171,393,464	-0.26%
	Institutions	941,715,961	1.45%	2,012,205,910	3.11%	-1,070,489,949	-1.65%
	GCC DPMs	8,156,604	0.01%	4,950,530	0.01%	3,206,074	0.00%
	Total GCC Investors	1,028,896,449	1.59%	2,267,573,789	3.50%	-1,238,677,340	-1.91%
Foreign	SWAP Holders	329,225,023	0.51%	377,337,318	0.58%	-48,112,295	-0.07%
	Foreign Residents & Others	648,076,129	1.00%	686,056,533	1.06%	-37,980,404	-0.06%
	QFIs	17,360,049,648	26.81%	11,578,605,674	17.88%	5,781,443,974	8.93%
	Foreign DPMs	971,717	0.00%	1,608,421	0.00%	-636,705	0.00%
	Strategic Investors	0	0.00%	0	0.00%	0	0.00%
	Total Foreign Investors	18,338,322,517	28.32%	12,643,607,947	19.52%	5,694,714,570	8.79%
Grand Total		64,757,496,194	100.00%	64,757,496,194	100.00%		

Due to the newly introduced investor type "foreign strategic investors", the current foreign residents has been reclassified to include "Foreign Residents & Others"

Monthly Report - Main Market

Value Traded (by Investor Classification)

Main Market Value Traded Breakdown - By Investor Classification						
Investor Classification	Buy		Sell		Net Value Traded	
	SAR	% of Total Buys	SAR	% of Total Sells	SAR (Buy - Sell)	Difference (% Buy - % Sell)
Institutional	29,101,041,474	44.94%	24,501,145,294	37.84%	4,599,896,180	7.10%
Non-Institutional	35,656,454,720	55.06%	40,256,350,899	62.16%	-4,599,896,180	-7.10%
Grand Total	64,757,496,194	100.00%	64,757,496,194	100.00%		

Definitions

Institutional:

Refers to investors with institutional behavior including GREs, Saudi Corporates, Saudi Mutual Funds, Saudi and Non-Saudi DPMs, Saudi Individual Professional Investors (IPI), SWAP Holders, Foreign Strategic Partners and Qualified Foreign Investors (QFI).

Non Institutional:

Refers to investors with non-institutional behavior including Saudi Retail Investors, Saudi High Net Worth Investors (HNWI), GCC Individuals and Foreign Residents.

Monthly Report - Main Market

Ownership Value (by Nationality and Investor Type)

Main Market Ownership Breakdown - By Nationality and Investor Type

Nationality	Investor Type	As of 29 August 2019		As of 30 September 2019		Monthly Change	
		Holding Value (SAR)	Ownership (%)	Holding Value (SAR)	Ownership (%)	Δ Holding Value (SAR)	Δ Ownership (%)
Saudi	Individuals:						
	Retail	71,020,987,687	3.73%	71,199,783,165	3.73%	178,795,478	0.00%
	HNWIs	145,653,583,513	7.66%	147,153,981,927	7.71%	1,500,398,413	0.05%
	IPIs	264,759,341,887	13.92%	265,847,350,245	13.93%	1,088,008,357	0.01%
	Individual DPMs	4,310,128,452	0.23%	4,405,217,545	0.23%	95,089,093	0.00%
	Sub Total (Individuals)	485,744,041,540	25.53%	488,606,332,882	25.60%	2,862,291,342	0.07%
	Institutions:						
	Corporates	335,199,956,000	17.62%	338,278,602,432	17.73%	3,078,646,432	0.11%
	Mutual Funds	189,614,977,662	9.97%	192,843,170,533	10.10%	3,228,192,870	0.14%
	GRE's	659,664,714,353	34.68%	654,960,811,167	34.32%	-4,703,903,186	-0.36%
	Institution DPMs	37,499,564,074	1.97%	34,501,833,937	1.81%	-2,997,730,138	-0.16%
Sub Total (Institutions)	1,221,979,212,089	64.23%	1,220,584,418,068	63.96%	-1,394,794,021	-0.28%	
Total Saudi Investors	1,707,723,253,629	89.77%	1,709,190,750,950	89.56%	1,467,497,321	-0.21%	
GCC	Individuals	2,623,424,020	0.14%	2,450,506,976	0.13%	-172,917,045	-0.01%
	Institutions	32,968,732,478	1.73%	32,167,372,232	1.69%	-801,360,246	-0.05%
	GCC DPMs	565,111,794	0.03%	572,046,076	0.03%	6,934,283	0.00%
	Total GCC Investors	36,157,268,292	1.90%	35,189,925,284	1.84%	-967,343,008	-0.06%
Foreign	SWAP Holders	3,293,033,065	0.17%	3,095,387,122	0.16%	-197,645,944	-0.01%
	Foreign Residents & Others	15,751,436,800	0.29%	15,492,403,690	0.81%	-259,033,110	0.52%
	QFIs	99,041,831,352	5.21%	105,671,293,073	5.54%	6,629,461,721	0.33%
	Foreign DPMs	13,685,477	0.00%	17,140,573	0.00%	3,455,096	0.00%
	Strategic Investors	40,428,195,004	2.66%	39,790,632,707	2.08%	-637,562,297	-0.57%
Total Foreign Investors	158,528,181,698	8.33%	164,066,857,165	8.60%	5,538,675,467	0.26%	
Grand Total	1,902,408,703,619	100.00%	1,908,447,533,399	100.00%	6,038,829,780		

Due to the newly introduced investor type "foreign strategic investors", the current foreign residents has been reclassified to include "Foreign Residents & Others"

Monthly Report - Main Market

Ownership Value (by Investor Classification)

Main Market Ownership Breakdown - By Investor Classification

Investor Classification	As of 29 August 2019		As of 30 September 2019		Monthly Change	
	Holding Value (SAR)	Ownership (%)	Holding Value (SAR)	Ownership (%)	Δ Holding Value (SAR)	Δ Ownership (%)
Institutional	1,657,190,039,054	87.11%	1,662,126,315,003	87.09%	4,936,275,949	-0.02%
Non-Institutional	245,218,664,565	12.89%	246,321,218,396	12.91%	1,102,553,831	0.02%
Grand Total	1,902,408,703,619	100.00%	1,908,447,533,399	100.00%	6,038,829,780	

Definitions


Institutional:

Refers to investors with institutional behavior including GREs, Saudi Corporates, Saudi Mutual Funds, Saudi and Non-Saudi DPMs, Saudi Individual Professional Investors (IPI), SWAP Holders, Foreign Strategic Partners and Qualified Foreign Investors (QFI).

Non Institutional:

Refers to investors with non-institutional behavior including Saudi Retail Investors, Saudi High Net Worth Investors (HNWI), GCC Individuals and Foreign Residents.

Nomu-Parallel Market - Highlights




The total value of shares traded for the month ending 30 September 2019 amounted to SAR 31.55 million, increasing by 50.7% over the previous month; while total stock market capitalization reached SAR 4,604.02 million at the end of this period, decreasing by 1.20% over the previous month.

- ▶ The total value of shares purchased by “Saudi Investors” during this period amounted to SAR 28.87 million representing 91.50% of total buying activity, and sales of SAR 28.10 million representing 89.08% of total selling activity. Total ownership of “Saudi Investors” stood at 99.28% of total market capitalization as of 30 September 2019.
- ▶ The total value of shares purchased by “GCC Investors” during this period amounted to SAR 0.34 million representing 1.09% of total buying activity, and sales of SAR 0.82 million representing 2.60% of total selling activity. Total ownership of “GCC Investors” stood at 0.26% of total market capitalization as of 30 September 2019.
- ▶ The total value of shares purchased by “Foreign Investors” during this period amounted to SAR 2.34 million representing 7.41% of total buying activity, and sales of SAR 2.62 million representing 8.31% of total selling activity. Total ownership of “Foreign Investors” stood at 0.45% of total market capitalization as of 30 September 2019.



Nomu-Parallel Market - Value Traded & Ownership Breakdown



Monthly Report – Nomu-Parallel Market

Value Traded (by Nationality, Investor Type, & Classification)

Nomu-Parallel Market Value Traded Breakdown - By Nationality and Investor Type							
Nationality	Investor Type	Buy		Sell		Net Value Traded	
		SAR	% of Total Buys	SAR	% of Total Sells	SAR (Buy - Sell)	Difference (% Buy - % Sell)
Saudi	Individuals	27,466,529	87.07%	26,638,181	84.44%	828,348	2.63%
	Corporates	275,637	0.87%	1,080,838	3.43%	-805,202	-2.55%
	Institution	1,123,222	3.56%	384,080	1.22%	739,142	2.34%
	Total Saudi Investors	28,865,388	91.50%	28,103,100	89.08%	762,288	2.42%
GCC	Individuals	0	0.00%	0	0.00%	0	0.00%
	Institutions	343,038	1.09%	820,791	2.60%	-477,753	-1.51%
	Total GCC Investors	343,038	1.09%	820,791	2.60%	-477,753	-1.51%
Foreign	SWAP Holders	0	0.00%	44,744	0.14%	-44,744	-0.14%
	Foreign Residents	941,124	2.98%	2,577,932	8.17%	-1,636,808	-5.19%
	QFIs	1,397,018	4.43%	0	0.00%	1,397,018	4.43%
	Total Foreign Investors	2,338,142	7.41%	2,622,676	8.31%	-284,535	-0.90%
Grand Total		31,546,567	100.00%	31,546,567	100.00%		

Nomu-Parallel Market Value Traded Breakdown - By Investor Classification						
Investor Classification	Buy		Sell		Net Value Traded	
	SAR	% of Total Buys	SAR	% of Total Sells	SAR (Buy - Sell)	Difference (% Buy - % Sell)
Institutional	3,138,913	9.95%	2,330,453	7.39%	808,460	2.56%
Non-Institutional	28,407,653	90.05%	29,216,114	92.61%	-808,460	-2.56%
Grand Total	31,546,567	100.00%	31,546,567	100.00%		

Institutional:

Refers to investors with institutional behavior including Saudi Corporates and Institutions (GREs & Mutual Funds), GCC Institutions (GREs, Corporate & Mutual Funds), SWAP Holders, and Qualified Foreign Investors (QFI).

Non Institutional:

Refers to investors with non-institutional behavior including Qualified Saudi and GCC Individuals and Qualified Foreign Residents.

Ownership Value (by Nationality, Investor Type, & Classification)

Nomu-Parallel Market Ownership Breakdown - By Nationality and Investor Type							
Nationality	Investor Type	As of 29 August 2019		As of 30 September 2019		Monthly Change	
		Holding Value (SAR)	Ownership (%)	Holding Value (SAR)	Ownership (%)	Δ Holding Value (SAR)	Δ Ownership (%)
Saudi	Individuals	4,448,362,745	95.46%	4,398,847,703	95.54%	-49,515,042	0.08%
	Corporates	135,592,230	2.91%	129,786,145	2.82%	-5,806,085	-0.09%
	Institution	42,387,144	0.91%	42,368,822	0.92%	-18,322	0.01%
	Total Saudi Investors	4,626,342,118	99.28%	4,571,002,669	99.28%	-55,339,449	0.00%
GCC	Individuals	0	0.00%	0	0.00%	0	0.00%
	Institutions	12,303,120	0.26%	12,194,838	0.26%	-108,282	0.00%
	Total GCC Investors	12,303,120	0.26%	12,194,838	0.26%	-108,282	0.00%
Foreign	SWAP Holders	201,358	0.00%	154,874	0.00%	-46,484	0.00%
	Foreign Residents	6,231,597	0.13%	4,567,577	0.10%	-1,664,021	-0.03%
	QFIs	14,622,942	0.31%	16,095,686	0.35%	1,472,743	0.04%
	Total Foreign Investors	21,055,898	0.45%	20,818,136	0.45%	-237,762	0.00%
Grand Total		4,659,701,136	100.00%	4,604,015,644	100.00%	-55,685,492	

Nomu-Parallel Market Ownership Breakdown - By Investor Classification						
Investor Classification	As of 29 August 2019		As of 30 September 2019		Monthly Change	
	Holding Value (SAR)	Ownership (%)	Holding Value (SAR)	Ownership (%)	Δ Holding Value (SAR)	Δ Ownership (%)
Institutional	205,106,794	4.40%	200,600,365	4.36%	-4,506,430	-0.04%
Non-Institutional	4,454,594,342	95.60%	4,403,415,279	95.64%	-51,179,062	0.04%
Grand Total	4,659,701,136	100.00%	4,604,015,644	100.00%	-55,685,492	

Institutional:

Refers to investors with institutional behavior including Saudi Corporates and Institutions (GREs & Mutual Funds), GCC Institutions (GREs, Corporate & Mutual Funds), SWAP Holders, and Qualified Foreign Investors (QFI).

Non Institutional:

Refers to investors with non-institutional behavior including Qualified Saudi and GCC Individuals and Qualified Foreign Residents.

السوق المالية السعودية
Saudi Stock Exchange

تداول
Tadawul

Thank you

